
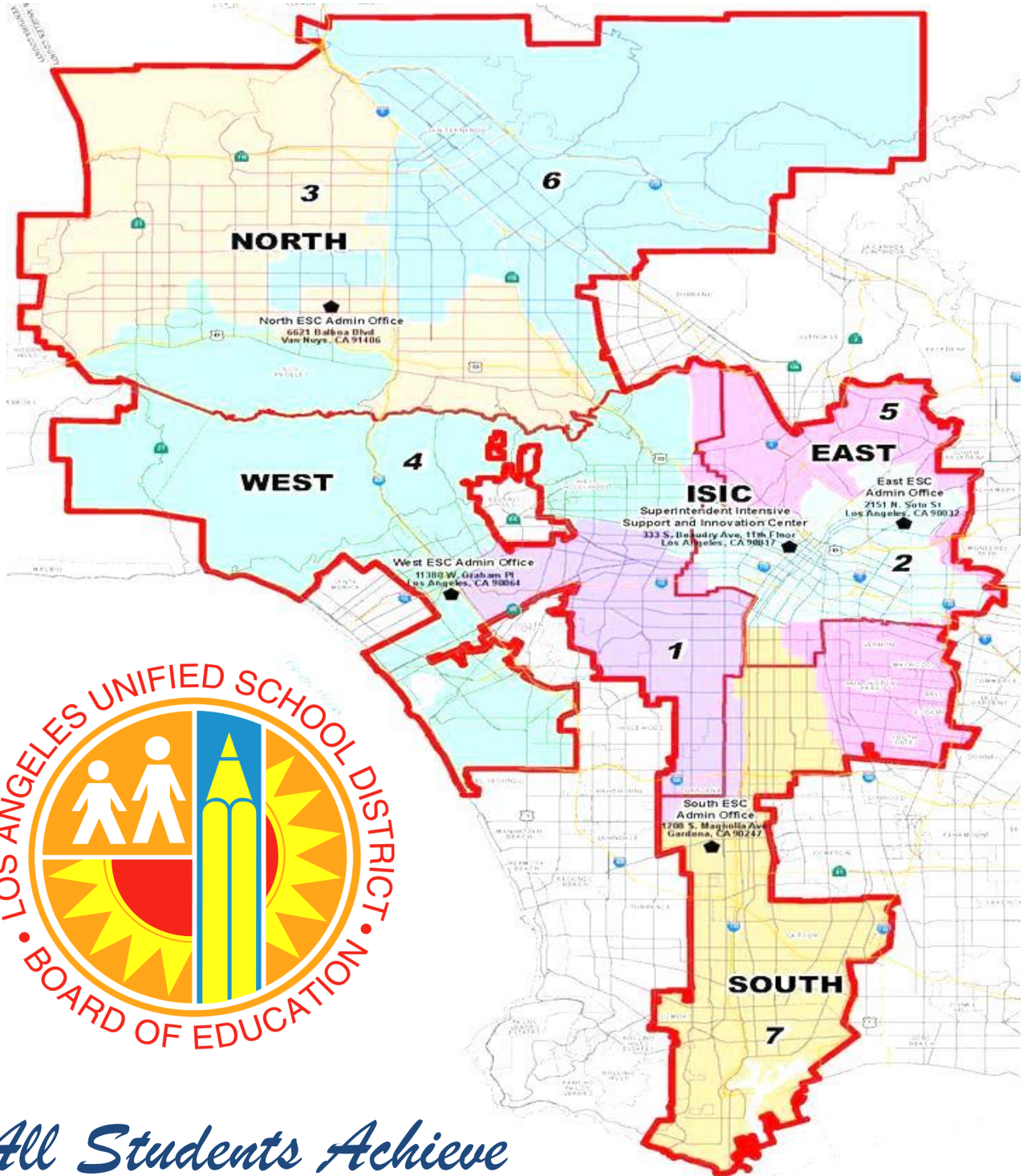


2012  
2013

# iSTAR

INCIDENT SYSTEM TRACKING ACCOUNTABILITY REPORT

# Annual Report



*All Students Achieve*

Introduction .....	1
About L.A.U.S.D .....	2
Summary Report .....	3
Data Comparison .....	6
Report on Arrest .....	7
Report on Accidents .....	8
Report on Suicidal Behavior .....	9
Closing .....	10

In an effort to provide a safe and caring learning and working environment for the Los Angeles Unified School District students, employees, and community partners, the Office of School Operations implemented the Incident System Tracking Accountability Report (iSTAR). iSTAR is the District-wide electronic tool used to report and document incidents which occur on or near District schools and sites and involve or affect students, employees, or the school community.

Since 2010, incident reports submitted through this online system have provided staff with significant information to safely and quickly address incidents in a timely and appropriate manner. It has also provided a common framework in which staff from various divisions can work together effectively to provide assistance and a standardized response. The reports generated from the online system have allowed staff to review data to find similarities in incidents or problems so that divisions can develop solutions and strategies to address the issue(s) or improve the response process(es).

This annual report provides an aggregated analysis of the incident reports submitted by authorized users from District schools and offices from July 1, 2012 through June 30, 2013. There have been several factors contributing to the increase of incidents reported each year including increased familiarity with the iSTAR system. The number of submitted reports during the 2012/13 school year is more than double that of reports submitted during the 2010/11 school year and almost 25% higher than last year.

We thank the principals, administrators and staff members for successful collaboration and for their continued support in helping us keep LAUSD safe!

For the completion of this report, School Operations would like to acknowledge the following District staff members.

Michelle King  
Senior Deputy Superintendent, School Operations

Dr. Earl R. Perkins.....	<i>Assistant Superintendent</i>	<b>iSTAR IT Team</b>	
Dr. Christopher Ortiz .....	<i>Director</i>	Ron Chandler .....	<i>Chief Information Officer</i>
Zsuzsanna Vincze .....	<i>Director</i>	Joe Abrego .....	<i>Chief Information Systems Director</i>
Dr. Jill Barnes.....	<i>Coordinator</i>		
Deborah Brandy .....	<i>Coordinator</i>	Philip Chang-Chien.....	<i>Web Architect</i>
Dr. Judy Chiasson .....	<i>Coordinator</i>	Pablo Miramontes.....	<i>Sr. Program Analyst</i>
Holly Priebe-Diaz .....	<i>Coordinator</i>		
Jasmin Malinao .....	<i>Project Management Administrator</i>		
Chi-Ling Wang .....	<i>Administrative Analyst</i>		
Olga Padilla .....	<i>Administrative Secretary</i>		

Second largest in the nation, the Los Angeles Unified School District in 2012-2013 SY enrolled 655,716 students in kindergarten through 12<sup>th</sup> grade and 255,697 adult education students, at over 1,278 schools and centers.

## SCHOOLS AND CENTERS

Primary School Centers	18
Elementary Schools	457
Middle Schools	86
Senior High Schools	106
Option Schools	56
Magnet Schools	21
Multi-level Schools	27
Special Education Schools	15
<b>Total</b>	<b>786</b>
<b>K-12 Magnet Centers (on regular campuses)</b>	
Elementary	45
Middle	50
Senior	50
<b>Total</b>	<b>145</b>
Charter Schools (as of 9/10/12)	229
<b>Other Schools and Centers</b>	
Community Adult Schools	24
Regional Occupational Centers/Program	6
Skills Centers	4
Early Education Centers	84
<b>Total</b>	<b>118</b>
<b>Total</b>	<b>1,278</b>

LAUSD reorganized in 2012-2013 SY into five Educational Service Centers (ESC), serving elementary, middle and senior high schools.

### ESC North

6621 Balboa Blvd., Van Nuys, CA 91406  
(818) 654-3600

### ESC South

1208 Magnolia Ave., Gardena, CA 90247  
(310) 354-3400

### ESC East

2151 North Soto St., Los Angeles, CA 90032  
(323) 224-3177

### ESC West

11380 West Graham Place, Los Angeles, CA 90064  
(310) 914-2102

### Intensive Support & Innovation Center (ISIC)

333 South Beaudry Avenue, 11<sup>th</sup> Floor, Los Angeles, CA 90017  
(213) 241-0167

## STUDENT ENROLLMENT

Elementary Schools (K-5)	271,577
Middle Schools (6-8)	116,633
Senior High Schools (9-12)	144,412
Charter Schools (Independent)	88,566
Special Day Programs in Special Ed. Schools**	3,291
Special Day Programs in Regular Schools	25,145
Continuation and Opportunity Schools	5,444*
Adult Education Schools	255,697*
<b>Total K-12 Enrollment</b>	<b>655,716</b>
<b>Total LAUSD Enrollment (including Adult Education)</b>	<b>911,413*</b>

## SCHOOL DISTRICT EMPLOYEES

	2012-2013	2011-2012
K-12 Teachers	25,989	27,925
Adult Teachers	1,455	1,674
Early Education Teachers	555	640
<b>Total (1)</b>	<b>27,999</b>	<b>30,239</b>
K-12 Administrators	1,962	1,926
Adult Ed. Administrators	89	123
Early Education Administrators	43	49
<b>Total (2)</b>	<b>2,094</b>	<b>2,098</b>
Other Certificated Support Personnel(3)	3,759	4,052
Regular Classified Personnel	25,959	28,911
<b>Total Employees</b>	<b>59,811</b>	<b>65,300</b>

Notes: (1) includes classroom teachers and non-classroom teaching positions, such as instructional coaches.

(2) Includes school-based administrators and non school-based ESC and central office administrators.

(3) Includes non-teaching and non-administrative certificated personnel, including nurses, counselors and school psychologists.

\*Figures reflect October 2011 data.

\*\*Count does not reflect total enrollment of Special Education students, including those attending regular Pre-K to 12<sup>th</sup>-grade LAUSD schools.

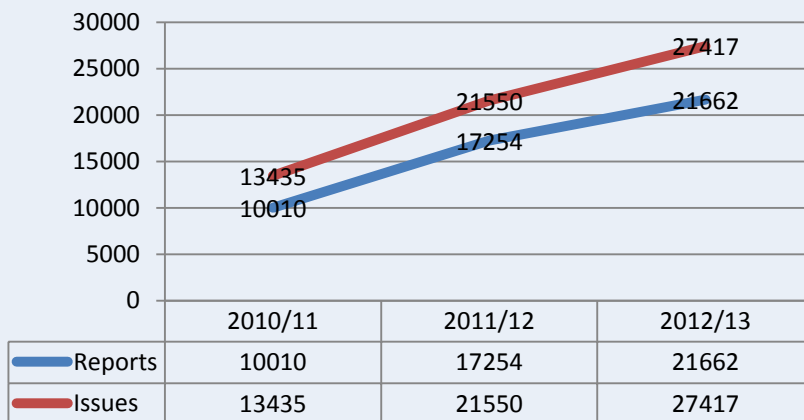
# SUMMARY REPORT



A total **21,662** iSTAR reports were submitted for **2012-2013 SY**.

ESC/OFFICE	NUMBER OF iSTAR REPORTS
EAST	3,682
NORTH	5,471
SOUTH	4,044
WEST	3,267
ISIC (SUPERINTENDENT)	3,641
INDEPENDENT CHARTER	63
OPTION (CENTRAL)	393
ADULT ED	186
EARLY EDUCATION CENTER	465
NON-SCHOOL LOCATION	450
<b>Grand Total</b>	<b>21,662</b>

## Increase in iSTAR Reporting



A total of **21,622** reports were submitted covering **27, 417** issues.

There was a 26% increase in the number of iSTAR incident reports over the 2011/2012 school year with a 25% increase in the number of individual issues reported.

**The number of incident reports and reported issues have each more than doubled since the implementation of iSTAR.**



# SUMMARY REPORT



## ISSUE TYPES SUMMARY REPORT BETWEEN JULY 1, 2012 - JUNE 30, 2013

ISSUE TYPE	TOTAL PER ISSUE TYPE
Injury	4,513
Accident	4,034
Suicidal Behavior	3,029
Medical	2,265
Fighting/Physical Aggression	2,095
Inappropriate Conduct (Employee as Suspect Only)	1,609
Bullying	1,053
Threat	924
Sex Crime/Sexual Behavior-Inappropriate	826
Illegal/Controlled Substance	728
Weapons	705
Arrest	576
Disrupted School-Wide Activities	532
Unsecured Access to School Site	374
Altercation (Verbal)	348
Lockdown	325
Theft	299
Burglary	297
Discrimination/Harassment (Only grades 4-12 for student suspension)	296
Trauma / Violence Exposure	295
Missing/Runaway	285
Other	283
Alarm Activation Investigation	233
Child Annoyance (Student as Victim Only)	173
Robbery	151
Damaged/attempted to damage school or private property	150
Utility Failure	139
Vandalism/Property Damage	126
Death	102
Trespass	99
Environmental Hazard/Odor	94
Fire	88
Abduction	55
Fire Alarm System	44
Shooting	40
Custody Issue (Parent Issue Type Only)	35
Walkout/Demonstration	31
Lost School Keys	28
Gas Leak/Odor	23
Intergroup Conflict	21
Sewer Problem	21
Fraud Allegation	13
Hate Violence (for suspension, student must be in gr 4-12)	12
Rodent/Insect Problems	11
Air Conditioning Problem	9
Technology Failure	8
Hazing	7
Fire Sprinkler Broken	6
Bells out of order	5
Heating System Problem	2
<b>Grand Total</b>	<b>27,417</b>

# SUMMARY REPORT

A total of **27,417** issues reported in 21,622 incident reports for 2012-2013 SY.

The **top 20 issue types** accounted for **92%** of all incidents reported.

TOP 20 ISSUE TYPES REPORTED	TOTAL PER ISSUE TYPE
Injury	4,513
Accident	4,034
Suicidal Behavior	3,029
Medical	2,265
Fighting/Physical Aggression	2,095
Inappropriate Conduct (Employee as Suspect Only)	1,609
Bullying	1,053
Threat	924
Sex Crime/Sexual Behavior-Inappropriate	826
Illegal/Controlled Substance	728
Weapons	705
Arrest	576
Disrupted School-Wide Activities	532
Unsecured Access to School Site	374
Altercation (Verbal)	348
Lockdown	325
Theft	299
Burglary	297
Discrimination/Harassment	296
Trauma / Violence Exposure	295
Total number of issues reported during the 2012-2013 SY	27,417

## TOP 5 ISSUE TYPES REPORTED:

1. Injury
2. Accident
3. Suicidal Behavior
4. Medical
5. Fighting/Physical Aggression



# DATA COMPARISON



“Although we saw an increase in the number of issues reported in 2012-2013 SY, there were thirteen (13) issue types that saw a decrease in iSTAR reports – a little over twice as many as last year.”

ISSUE TYPE	2012/13	2011/12	DIFFERENCE	INCREASE OR DECREASE
Abduction	55	48	7	INCREASE
Accident	4,034	3,805	229	INCREASE
Air Conditioning Problem	9	100	(91)	DECREASE
Alarm Activation Investigation	233	9	224	INCREASE
Altercation (Verbal)	348	2	346	INCREASE
Arrest	576	433	143	INCREASE
Bells out of order	5	610	(605)	DECREASE
Bullying	1,053	752	301	INCREASE
Burglary	297	267	30	INCREASE
Child Annoyance (Student as Victim Only)	173	50	123	INCREASE
Custody Issue (Parent Issue Type Only)	35	16	19	INCREASE
Damaged/attempted to damage school or private property	150	3	147	INCREASE
Death	102	76	26	INCREASE
Discrimination/Harassment (Only grades 4-12 for student suspension)	296	704	(408)	DECREASE
Disrupted School-Wide Activities	532	565	(33)	DECREASE
Environmental Hazard/Odor	94	123	(29)	DECREASE
Fighting/Physical Aggression	2,095	1,418	677	INCREASE
Fire	88	84	4	INCREASE
Fire Alarm System	44	38	6	INCREASE
Fire Sprinkler Broken	6	5	1	INCREASE
Fraud Allegation	13	10	3	INCREASE
Gas Leak/Odor	23	27	(4)	DECREASE
Hate Violence (for suspension, student must be in gr 4-12)	12	0	12	N/A
Hazing	7	1	6	INCREASE
Heating System Problem	2	4	(2)	DECREASE
Illegal/Controlled Substance	728	368	360	INCREASE
Inappropriate Conduct (Employee as Suspect Only)	1,609	836	773	INCREASE
Injury	4,513	4,297	216	INCREASE
Intergroup Conflict	21	11	10	INCREASE
Lockdown	325	266	59	INCREASE
Lost School Keys	28	22	6	INCREASE
Medical	2,265	1,949	316	INCREASE
Missing/Runaway	285	204	81	INCREASE
Other	283	361	(78)	DECREASE
Robbery	151	188	(37)	DECREASE
Rodent/Insect Problems	11	5	6	INCREASE
Sewer Problem	21	13	8	INCREASE
Sex Crime/Sexual Behavior-Inappropriate	826	901	(75)	DECREASE
Shooting	40	54	(14)	DECREASE
Suicidal Behavior	3,029	921	2,108	INCREASE
Technology Failure	8	3	5	INCREASE
Theft	299	184	115	INCREASE
Threat	924	416	508	INCREASE
Trauma / Violence Exposure	295	222	73	INCREASE
Trespass	99	52	47	INCREASE
Unsecured Access to School Site	374	190	184	INCREASE
Utility Failure	139	139	0	NO CHANGE
Vandalism/Property Damage	126	137	(11)	DECREASE
Walkout/Demonstration	31	57	(26)	DECREASE
Weapons	705	604	101	INCREASE
<b>Grand Total:</b>	<b>27,417</b>	<b>21,550</b>	<b>5,867</b>	<b>INCREASE</b>



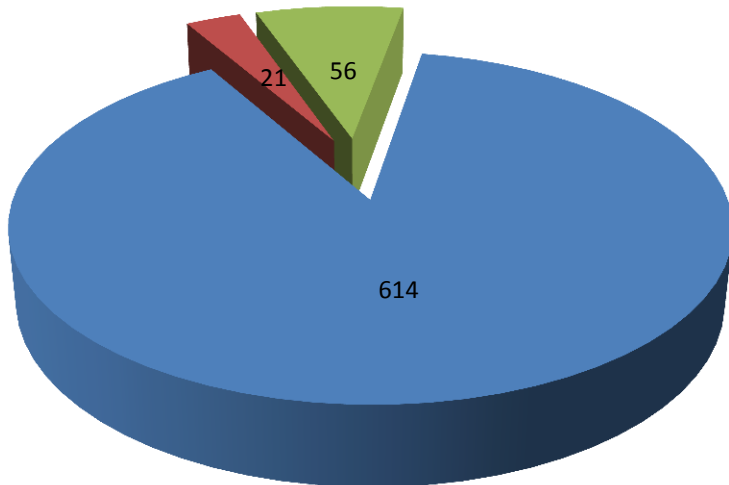
# REPORT ON ARRESTS



In reviewing the **691** reports of arrests selected as issue type, we found the following:

- A total of 614 students were reported in iSTAR for arrest.
- There were 56 reports of parent/community member arrests reported and 21 employee arrests.

- Student
- Employee
- Parent/ Community Member



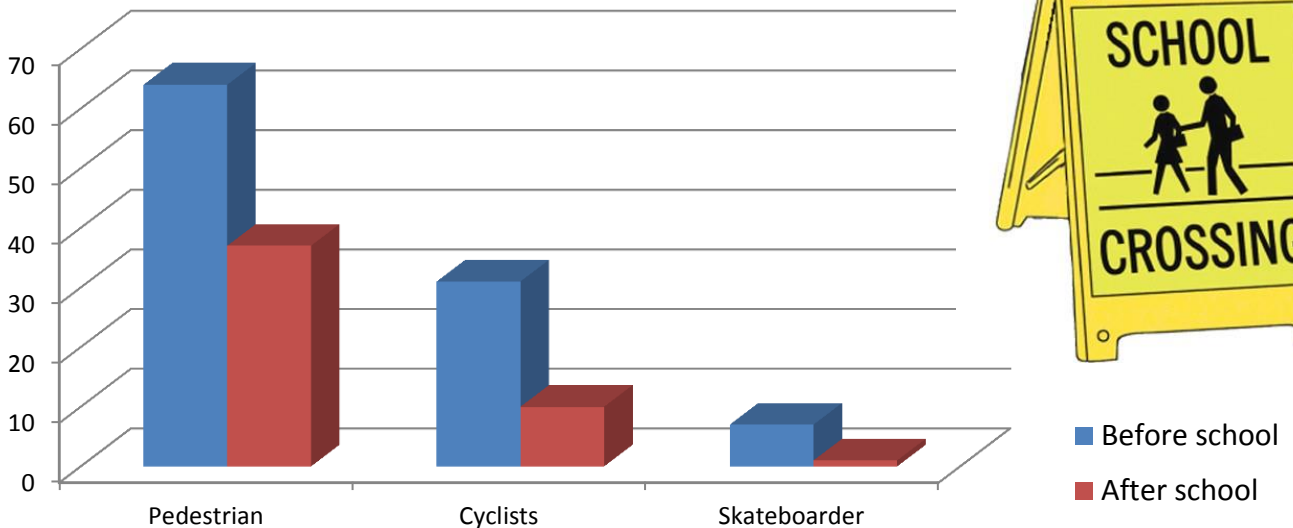
In iSTAR arrest reports where additional issue types were included, the **top 5** issues associated with these reports were:

1. Weapons (knife)
2. Fighting/Physical Aggression (Willful use of force/violence – not self defense)
3. Theft (Stole or attempted to steal school or private property)
4. Illegal/Controlled Substance (Marijuana)
5. Fighting/Physical Aggression (Assaulted/battered school employee)

Reporting Area	Student	Employee	Parent/Community Member	Grand Total
ESC East	45	3	12	60
ESC North	102	1	8	111
ESC South	98	5	9	112
ESC West	70	6	4	80
ISIC	262	2	18	282
Charter Schools	12	1	1	14
Option Schools	21	0	0	21
Adult Schools	3	0	1	4
Non-School Locations	1	3	3	7
<b>Grand Total</b>	<b>614</b>	<b>21</b>	<b>56</b>	<b>691</b>

The Office of School Operations monitored the incident reports involving motor vehicles hitting pedestrians or cyclists near schools due to an increase in this type of incident reported in iSTAR.

## ACCIDENTS INVOLVING VEHICLES AND PEDESTRIANS, CYCLISTS, OR SKATEBOARDERS



**68%** of these accidents took place before school and **87%** of the victims in these accidents were students.

### TOTAL – BY SCHOOL TYPE

SCHOOL TYPE	TOTAL NO. OF REPORTS
Senior	66
Middle	47
Elementary	29
Span	4
Special Ed Center	2
Adult	1
Primary Center	1
<b>Grand Total</b>	<b>150</b>

### TOTAL - VICTIM BY PERSON TYPE

VICTIMS	Total
Students	148
Employees	10
Parents/Community Members	12

Out of the 150 incidents involving pedestrian, cyclists or skateboarder, 148 victims were students.

PEDESTRIAN/ CYCLIST/ SKATEBOARDER	Total # of Incidents	Total # of Victims
Pedestrian	101	120
Cyclists	41	42
Skateboarder	8	8
<b>Grand Total</b>	<b>150</b>	<b>170</b>

# REPORT ON SUICIDAL BEHAVIOR

In 2012-2013 SY, the iSTAR system was upgraded to include the online reporting of the Risk Assessment Referral Data (RARD). A total of **2,675 RARD reports** were submitted.

LOCATION TYPE	NO. OF REPORTS PER LOCATION TYPE	PERCENTAGE
MIDDLE SCHOOL	1,101	41.16%
SENIOR HIGH SCHOOL	710	26.54%
ELEMENTARY	676	25.27%
SPAN SCHOOLS	91	3.40%
CENTRAL OFFICE	39	1.46%
CONTINUATION	24	0.90%
ADULT	6	0.22%
COMMUNITY DAY SCHOOL	6	0.22%
ESC OFFICE	6	0.22%
OPPORTUNITY SCHOOLS/UNITS	4	0.15%
REGIONAL OCCUPATIONAL CENTER	4	0.15%
SPECIAL EDUCATION	4	0.15%
PRIMARY CENTER	2	0.07%
ADULT SCHOOL	1	0.04%
EARLY EDUCATION CENTER	1	0.04%
<b>Grand Total</b>	<b>2,675</b>	

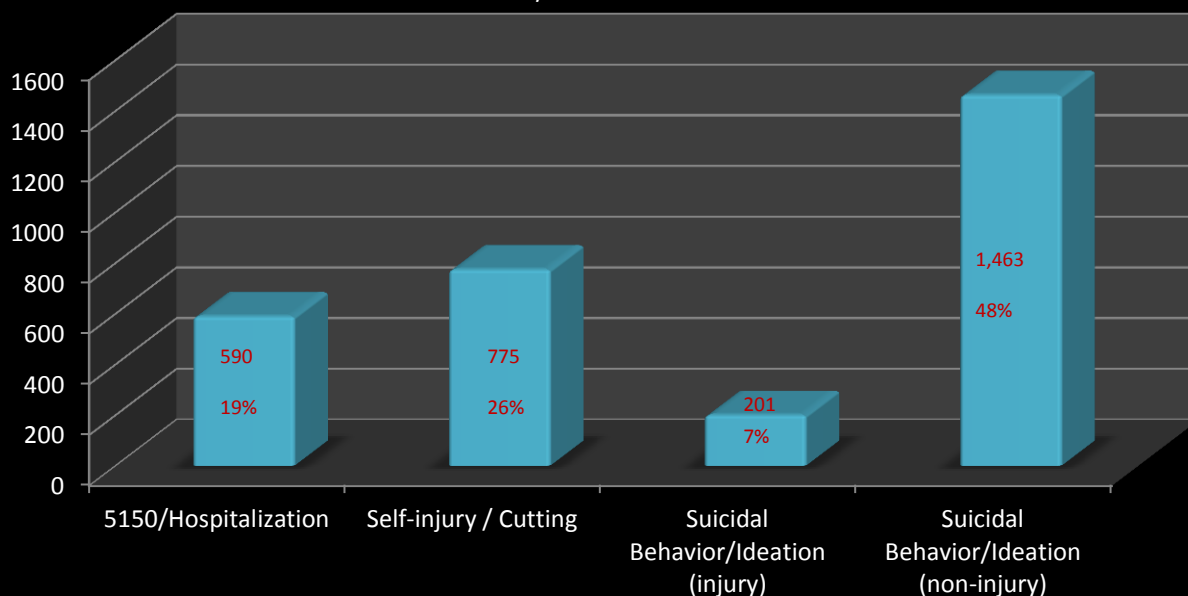
Middle Schools reported the majority (**41.16 %**) of the incidents. Total reports for 2012-2013 is **1, 101**.



Almost half (48%) of the incidents reported were related to suicidal ideation with no injury to the victim.

District sites submitted 2,675 suicidal behavior incident reports reporting **3,029** sub issue types.

SUICIDAL BEHAVIOR – SUB ISSUE TYPES REPORTED  
2012/13 SCHOOL YEAR



The Incident System Tracking Accountability Report (iSTAR) is an electronic tool to document and report incidents which occur on or near District schools and sites. Accurate reporting enables Educational Service Centers Administrator of Operations or Operations Coordinators, and other responders to mobilize efficiently and effectively provide appropriate resources to address incidents and provide follow up support to schools, offices, and those affected.

In 2012-2013 SY, staff implemented the following system upgrades to enhance the reporting and notification features of iSTAR.

- Added the RARD Tab for issues related to Suicidal Behavior
- Added the 72 Hour Parent Notification feature
- Updated “Issue Types Tab” to incorporate issue types in the Discipline module and included additional issue types as required from updated policies and procedures.
- Updated the “Information Tab” to the new “Persons Involved Tab”
- Added field boxes to auto populate “Student ID No.” and “Employee No.”
- Lock incident description once the report is submitted.
- Added the following features in assigning designee to report incidents:
  - Level 1 – Access to location report, view and edit
  - Level 2 – Limited access to initiate and save report only
- Added sub issue types for Employee Inappropriate Conduct: Sexual and Non Sexual
- E-mail notification feature of an iSTAR report was updated to generate only one notification upon the initial submittal of the report.
- Automatic close of incident reports after 30 days with a courtesy reminder to Principals within 5 days of the closing date.

This report has provided valuable information to ensure proper resolution to reported incidents and minimal disruption to the site. The Office of School Operations has worked closely with the Office of General Counsel, Information Technology Division, the Los Angeles School Police Department, Facilities Division, Office of the Chief Operating Officer, Office of Environmental Health and Safety, Human Resources Division, Office of Employee Accountability Performance, Office of Employee Relations, Personnel Commission, Student Health and Human Services Division, School Nursing, Student Medical Services, the Office of Crisis Counseling and Intervention Services, and with Educational Service Center staff.

The mission of the Office of School Operations is to ensure that every LAUSD site receives support and guidance toward creating and maintaining a safe and caring environment that supports learning and achievement.



For more information please contact: School Operations  
Office: (213) 241-5337 • Fax: (213) 241-8950

SOURCE: LAUSD iSTAR - INCIDENT SYSTEM TRACKING ACCOUNTABILITY REPORT

