

KINDERGARTEN THEATRE CURRICULUM
Module 1: The Actor's Tools

Enduring Understanding

The Actor's Tools are Body, Voice and Imagination

Essential Question

How do we use our bodies, voices, and imaginations to tell our stories?

Domain	Process	Standard
PERCEPTION	Observing/ Responding	1.1 Use the vocabulary of theatre, such as <u>actor</u>, <u>character</u>, <u>cooperation</u>, <u>setting</u>, the five senses and <u>audience</u>, to describe theatrical experiences.
	Analyzing	1.2 Identify differences between real people and imaginary characters.
CREATION	Role Playing/ Acting	2.1 Perform imitative movements, rhythmical activities, and <u>theatre games</u> . 2.2 Perform group <u>pantomimes</u> and <u>improvisations</u> to <u>retell</u> familiar stories.
	Organizing	<i>5.2 Demonstrate the ability to participate cooperatively in performing a pantomime or <u>dramatizing</u> a story.</i>
CONTEXT	Connecting to the Community	3.2 Portray different community members such as firefighters, family, teachers and clerks through role-playing activities.

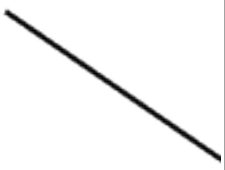
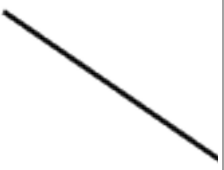
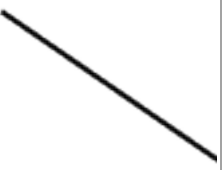
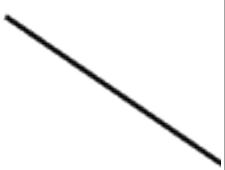
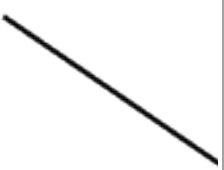
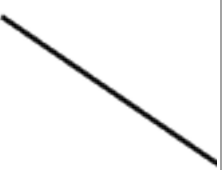
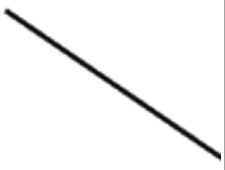
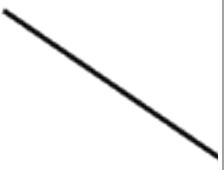
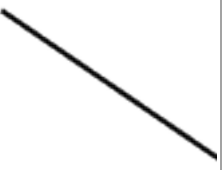
Essential standards and **supporting standards** to be assessed.

Sample Performance Task

1. While listening to your teacher, use body and imagination to go on an adventure. As you visit different places, there will be problems that you need to solve. Sample script suggested: Sensory Journey Story from Development Through Drama by Brian Way, Humanities Press.

Sample SCORING TOOL:

Quality Level	1. Artistic Perception K Standard 1.1	2. Creative Expression	3. Historical / Cultural Context	4. Aesthetic Valuing	5. Connections, Relationships, Applications K Standard 5.2
4 Advanced	Vividly responds to sensory journey through pantomime using detailed gestures Clearly demonstrates understanding of concrete	/	/	/	Clearly demonstrates understanding of concrete sensory details (the 5 senses) with rich supporting details Insightfully responds

	<p>sensory details (the 5 senses) with rich supporting details</p>				<p>to narration with rich supporting details</p>
<p>3 Proficient</p>	<p>Appropriately responds to sensory journey using pantomime</p> <p>Demonstrates understanding of the five senses</p>				<p>Cooperates to maintain space</p> <p>Listens and appropriately responds to narration</p>
<p>2 Partially Proficient</p>	<p>Vague responses to sensory journey using pantomime</p> <p>Some evidence of understanding of the 5 senses</p>				<p>Attempts to maintain space</p> <p>Sometimes listens and appropriately responds to narration</p>
<p>1 Not Proficient</p>	<p>Minimal or no response to sensory journey</p> <p>No evidence of understanding the 5 senses</p>				<p>Does not cooperate to maintain space</p> <p>Lacks response to narration</p>

Developing Concepts

Theatre requires cooperation and an understanding of self and others in space.

Key Ideas:

- Theatre requires everyone to work [cooperatively](#).
- [Actors](#) must learn to work within their [own space](#).

Knowledge

Vocabulary

- [Theatre](#)
- Imagination
- [Space Bubble](#)
- [Cooperation](#)
- [Drama Seed](#)
- [Walkabout](#)

Skills

Cooperation

- Work cooperatively (maintain personal space, take turns, listen and be respectful)

Walkabouts

- Stay in performance space/keep balanced/no falling (space bubble)

Imagination

- Pretend to be someone or something

Actors use their tools (body, voice and imagination) to tell and respond to stories.

Key Ideas:

- The five senses are used to respond to familiar stories through [gesture](#), movement and expression.

Knowledge	Skills
<p>Vocabulary</p> <ul style="list-style-type: none"> • Pretend • Dramatize • Actor • Actor's tools: body, voice and imagination • Character • The five senses • Elements of a story: beginning, middle and end (plot) 	<p>Dramatization</p> <ul style="list-style-type: none"> • Use the actor's tools to respond to a familiar story (gesture, movement and expression) • Respond to story using the five senses <p>Imagination</p> <ul style="list-style-type: none"> • See, hear, feel, smell and taste using only the creative mind (imagination) <p>Story</p> <ul style="list-style-type: none"> • Recognize plot - beginning, middle and end

Actors use their tools (body, voice and imagination) to create imaginary worlds.

Key Ideas:

- The body and imagination can be used without voice to manipulate an imaginary object.
- The body and imagination can be used without voice to express feelings and ideas.

Knowledge	Skills
<p>Vocabulary</p> <ul style="list-style-type: none"> • Pantomime 	<p>Pantomime</p> <ul style="list-style-type: none"> • Manipulate imaginary objects • Express feelings and ideas using pantomime

Actors use their tools (body, voice and imagination) to understand the world.

Key Ideas:

- Different characters in different settings are created throughout the world.
- Different characters in different settings are responded to throughout the world.

Knowledge

Vocabulary

- [Setting](#) (place and time)
- [Character](#)

Skills

Dramatization

- Focus on character and setting

Actors use their tools (body, voice and imagination) to respond to various situations in the community.

Key Ideas:

- Problems, goals and resolutions can be identified in stories.
- Theatre can be used to resolve problems and set goals.
- Theatre can be used to evoke feelings.

Knowledge

Vocabulary

- [Problem/conflict/obstacle](#)
- Goal
- [Resolution](#)
- [Feelings](#)

Skills

Dramatization

- Focus on problems, goals and resolutions
- Focus on situations that evoke specific feelings

Actors use their tools (body, voice and imagination) to respond to imaginary worlds.

Key Ideas:

- The actor's tools are used to experience various conditions.
- The actor's tools are used to experience change.

Knowledge	Skills
Vocabulary <ul style="list-style-type: none"><li data-bbox="284 367 479 399">• Conditions	Dramatization <ul style="list-style-type: none"><li data-bbox="896 367 1286 430">• Focus on various settings with conditions