

GRADE TWO THEATRE CURRICULUM
Module 1: Actors Work as an Ensemble

Enduring Understanding

Foundational Skills: An ensemble is a group of actors working together, and every member of the community is important.

Essential Question

Why is it important for actors to work cooperatively with one another?

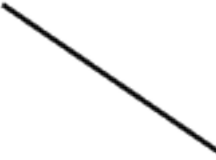
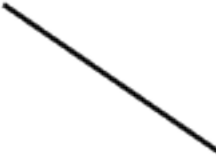
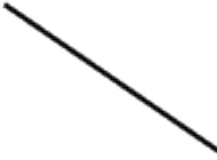
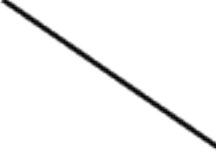
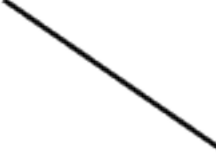
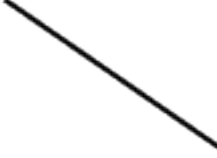
Domain	Process	Standard
PERCEPTION	Observing Responding	1.1 Use the vocabulary of theatre, such as plot (beginning, middle and end), scene, sets, conflict, script, and audience, to describe theatrical experiences.
CREATION	Role Playing / Acting	<i>2.1 Perform in group improvisational theatrical games that develop cooperative skills and concentration.</i> 2.3 Use improvisation to portray concepts such as friendship, hunger, or seasons.
	Staging	5.1 Use problem-solving skills in dramatizing a story, a current event, or a concept from another subject area.
CONTEXT	Organizing	5.2 Demonstrate the ability to participate cooperatively in the different jobs required to create a theatrical production.
	Critiquing	4.1 Critique an actor's performance as to the use of voice, gesture, facial expression, and movement to create character.

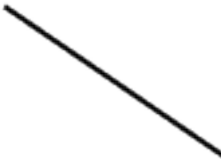
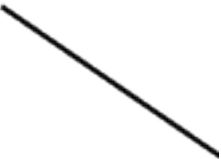
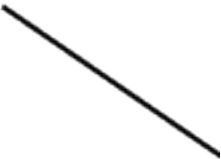
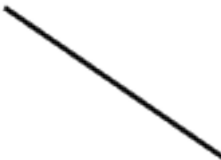
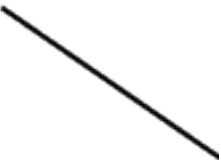
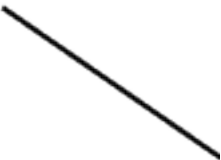
Essential standards and **supporting standards** to be assessed.

Sample Performance Task

1. Working in a group, create a [machine](#) using body, voice, and imagination. The machine will show a theme from classroom curriculum (for example: courage, kindness, friendship).

Sample SCORING TOOL:

Quality Level	1. Artistic Perception	2. Creative Expression Grade 2 Standard 2.1	3. Historical / Cultural Context	4. Aesthetic Valuing	5. Connections, Relationships, Applications Grade 2 Standard 5.1
<p>4</p> <p>Advanced</p>		<p>Well chosen repetitive movements, appropriate and specific shapes, and interesting levels</p> <p>Creates a well chosen audible sound with consistent rhythm</p> <p>Shows clear and appropriate facial expression throughout performance</p>			<p>Shows leadership in working cooperatively with an ensemble to select a theme from classroom curriculum</p> <p>Ensemble machine creatively reflects the theme</p>
<p>3</p> <p>Proficient</p>		<p>Creates a machine using repetitive movements, specific shapes, and different levels</p>			<p>Works cooperatively with an ensemble to select a theme from classroom curriculum</p> <p>Ensemble machine</p>

		<p>Creates an audible sound with consistent rhythm</p> <p>Shows clear and appropriate facial expression</p>			reflects the theme
<p>2</p> <p>Partially Proficient</p>		<p>Creates a machine using some repetitive movements, shapes, and levels</p> <p>Attempts to create audible sound with consistent rhythm</p> <p>Shows some facial expression</p>			<p>Sometimes works cooperatively with an ensemble to select a theme from classroom curriculum</p> <p>Ensemble machine generally reflects the theme</p>
<p>1</p> <p>Not Proficient</p>		<p>No evidence of repetitive movement, shape, or level in performance</p>			<p>Does not work cooperatively with an ensemble to select a theme from classroom curriculum</p>

		<p>Does not create an audible sound</p> <p>Lacks facial expression</p>			<p>No evidence of theme reflected</p>
--	--	--------------------------------------------------------------------------------------	--	--	----------------------------------------------

Developing Concepts

<p>Cooperation is necessary to create successful theatre.</p> <p>Key Ideas</p> <ul style="list-style-type: none"> • Actors must work as an ensemble to create machines. • Actors can use various levels and shapes to create machines. • Actors can add appropriate sounds to the machines. 	
<p>Knowledge</p> <p>Vocabulary</p> <ul style="list-style-type: none"> • Ensemble • Cooperation • Machine • Levels • Shapes • Freeze 	<p>Skills</p> <p>Cooperation</p> <ul style="list-style-type: none"> • Work together to achieve a common goal in a scene or improvisation • Acknowledge and validate each member's ideas and opinions <p>Machine</p> <ul style="list-style-type: none"> • Work together to produce a product • Move and freeze in a variety of shapes and at different levels • Produce appropriate sounds to match movement
<p>Actors use personal feelings to affect movement and sound onstage.</p> <p>Key Ideas</p> <ul style="list-style-type: none"> • Actors use various feelings to create emotional machines. 	

- Actors can create thematic machines using familiar stories.

Knowledge

Vocabulary

- [Emotion](#)
- [Theme](#)

Skills

Characterization

- Use our feelings to create characters
- Move onstage by following feelings
- Demonstrate emotions with facial expressions

Story

- Identify theme

Machine

- Use our feelings to create inanimate objects
- Work together to create machines that express emotions
- Use themes to create machines

Rhythm and repetition are utilized when working together onstage.

Key Ideas

- Actor can use rhythm and repetition to create machines.

Knowledge

Vocabulary

- Rhythm
- Repetition
- Imitation

Skills

Rhythm

- Use in story
- Use repetition

Characterization

- Imitate characteristics

	<p>Machine</p> <ul style="list-style-type: none"> • Sustain a rhythmic gesture/motion in a machine
<p>Improvisation is a valuable skill when working together onstage.</p> <p>Key Ideas</p> <ul style="list-style-type: none"> • Actors can demonstrate cause and effect using improvisation • Actors use sustained rhythmic movement and sound to create machines onstage. • Actors use various levels and dimensions to create machines onstage. 	
<p style="text-align: center;">Knowledge</p> <p>Vocabulary</p> <ul style="list-style-type: none"> • Improvisation • Cause/Effect • Problem Solving • Connected Movement • Sustained Rhythmic Movement and Sound • Levels and Dimensions 	<p style="text-align: center;">Skills</p> <p>Improvisation</p> <ul style="list-style-type: none"> • Respond/react to other actors in an ensemble • Demonstrate cause/effect • Solve dramatic problems through improvisation <p>Rhythm</p> <ul style="list-style-type: none"> • Sustain rhythmic movement and sound • Connect movement with fluidity <p>Cooperation</p> <ul style="list-style-type: none"> • Dramatize a concept to solve a problem <p>Machine</p> <ul style="list-style-type: none"> • Demonstrate levels and dimensions • Sustain rhythmic movement and sound in a machine