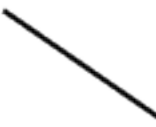
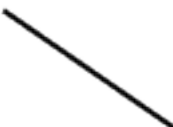
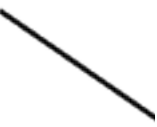

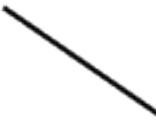
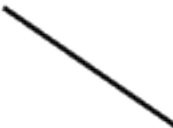
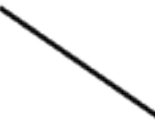

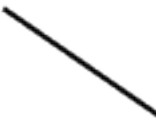
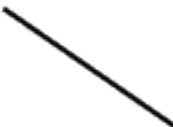
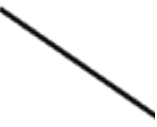
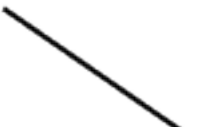

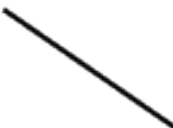
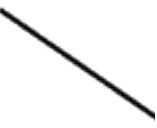
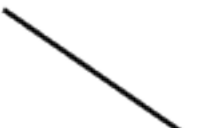


<p>4</p> <p>Advanced</p>		<p>Creates a compelling monologue</p> <p>Excels in use of vocal expression, gesture, facial expression, and timing</p> <p>Performs a believable and complex character</p> <p>Demonstrates a sophisticated understanding of text, subtext, and context</p>			
<p>3</p> <p>Proficient</p>		<p>Creates a monologue</p> <p>Effectively uses vocal expression, gesture, facial expression, and timing</p> <p>Performs a believable character</p> <p>Demonstrates an understanding of text, subtext, and context</p>			
<p>2</p> <p>Partially Proficient</p>		<p>Attempts to create a monologue</p> <p>Inconsistent use of vocal expression, gesture, facial expression, and timing</p> <p>Believability of character is inconsistent</p> <p>Demonstrates limited understanding of text, subtext, and context</p>			
<p>1</p> <p>Not Proficient</p>		<p>Does not create a monologue</p> <p>Ineffective use of vocal expression, gesture, facial expression, and</p>			

		<p>timing</p> <p>Character is not believable</p> <p>Demonstrates no understanding of text, subtext, and context</p>			
--	--	---	--	--	--

Developing Concepts

Improvisational activities are used to develop personal resources (thoughts, feelings and opinions) to create characters.

Key Ideas:

- Sense memory is a valuable tool to use when creating characters.
- Objectives and motivation are essential in creating characters.

Knowledge	Skills
<p>Vocabulary</p> <ul style="list-style-type: none"> • Sense Memory • Objective • Motivation 	<p>Performance</p> <ul style="list-style-type: none"> • Use vocal expression, gesture, facial expression and timing to create characters • Draw from personal experience to create characters • Identify and clearly show characters' obstacles, objectives and motivations • Consider why and how in creating characters

Observation is an important skill in creating characters.

Key Ideas:

- The five senses are used when observing our environment.
- The same objective can be used with varying motivations in creating characters.
- Observations require attention to detail.

Knowledge	Skills
<p>Vocabulary</p> <ul style="list-style-type: none"> • Observation • Walkabouts 	<p>Performance</p> <ul style="list-style-type: none"> • Pay attention to detail when doing observations to strengthen sense memory • Utilize the five senses when doing observations • Create characters with compelling objectives, motivations and obstacles

Self-knowledge and observational skills are connected in character development.

Key Ideas:

- Body language can help to identify attitudes of characters.
- Traits and qualities can be physical, emotional and/or intellectual when creating characters.

Knowledge	Skills
<p>Vocabulary</p> <ul style="list-style-type: none"> • Scene • Monologue 	<p>Performance</p> <ul style="list-style-type: none"> • Utilize a character adjective list when creating characters • Consider physical, emotional and intellectual qualities and traits when creating characters • Consider social and environmental context when creating a character • Use body language to help identify character attitudes <p>Format</p> <ul style="list-style-type: none"> • Use correct format in creating and writing a scene

Scripts are analyzed to develop characters.

Key Ideas:

- Script analysis requires an understanding of text, subtext, context and timing.
- Script analysis requires consideration of what characters say, what characters do and what others say about individual characters, as well as what is implied.

Knowledge

Vocabulary

- [Text](#)
- [Subtext](#)
- [Context](#)
- Timing
- Point of View
- Technical Theatre

Skills

Script Analysis

- See scripts as valuable roadmaps to analyzing characters
- When analyzing characters in a script, be aware of individual emotional reactions
- Consider setting, historical era, playwright and costuming as valuable tools when analyzing characters in a script
- Consider what characters say, what characters do and what others say about individual characters, as well as what is implied when analyzing a script for character development.

Rehearsal offers opportunities to refine characters.

Key Ideas:

- Character objectives and motivation should be considered when blocking a play.
- Physical relationships onstage support the objectives and motivation of the characters in the play.

Knowledge

Vocabulary

Skills

Rehearsal

<ul style="list-style-type: none"> • Rehearsal • Blocking • Stage Directions 	<ul style="list-style-type: none"> • Consider character obstacles, objectives and motivations when blocking • Use early rehearsals to experiment in utilizing sense memory as an important tool to explore text and subtext • Consult the director for approval before changing blocking
<p>Analysis and evaluation of peer work is a valuable tool in developing characters.</p> <p>Key Ideas:</p> <ul style="list-style-type: none"> • Actors can utilize their character adjective list to evaluate performance. • Self reflection is an important part of the evaluation process. • Rubrics can be created to serve as tools in evaluation. 	
<p style="text-align: center;">Knowledge</p> <p>Vocabulary</p> <ul style="list-style-type: none"> • Analysis • Evaluation • Rubric 	<p style="text-align: center;">Skills</p> <p>Evaluation</p> <ul style="list-style-type: none"> • Create a rubric to be used in evaluating characters • Use self reflection as a valuable learning tool in developing characters • Employ character adjective lists for self evaluation of performance