

GRADE SIX THEATRE CURRICULUM
Module 4: Play Production

Enduring Understanding

Playmaking: We draw upon many theatre traditions to produce plays.

Essential Question

How can theatre traditions help us create new works?

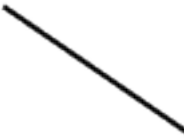
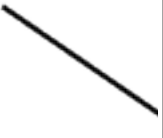
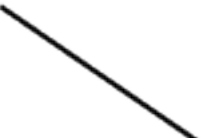
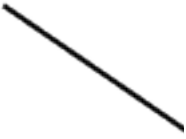
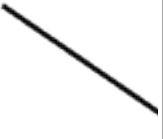
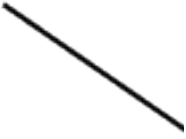
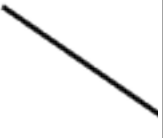
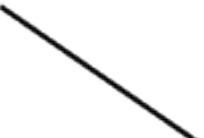
Domain	Process	Standard
PERCEPTION	Observing / Responding	1.1 Use the vocabulary of theatre, such as action/reaction, vocal projection, subtext, theme, mood, design, production values, and stage crew, to describe theatrical experiences.
CREATION	Playmaking	<i>2.3 Write or perform scenes or one act plays that include monologue, dialogue, action and setting, together with a range of character types.</i> 3.1 Create scripts that reflect particular historical periods or cultures.
	Role Playing / Acting	2.1 Participate in improvisational activities, demonstrating an understanding of text, subtext, and context.
	Designing	4.1 Criteria for evaluating sets, lighting, costumes, makeup and props.
CONTEXT	Putting into historical and cultural context	3.2 Differentiate the theatrical traditions of cultures throughout the world, such as those in Ancient Greece, Egypt, China, and West Africa.

Essential standards and **supporting standards** to be assessed.

Sample Performance Task

1. Work with an [ensemble](#) to write and perform a scene that includes [monologue](#), [dialogue](#), action, and setting together with a range of character types. In your journal, use the vocabulary of theatre to describe this theatrical experience.

Sample Scoring Tool:

Quality Level	1. Artistic Perception Grade 6 Standard 1.1	2. Creative Expression Grade 6 Standard 2.3	3. Historical / Cultural Context	4. Aesthetic Valuing	5. Connections, Relationships, Applications
<p>4</p> <p>Advanced</p>	<p>Describes theatrical experience using provocative theatre vocabulary</p>	<p>Writes a well developed scene that includes insightful monologue, dialogue, and appropriate setting</p> <p>Performs the scene showing dynamic action and a rich range of character types</p>			
<p>3</p> <p>Proficient</p>	<p>Describes theatrical experience using theatre vocabulary</p>	<p>Writes a scene that includes monologue, dialogue, and setting</p> <p>Performs the scene showing action and a range of character types</p>			
<p>2</p> <p>Partially Proficient</p>	<p>Describes theatrical experience using some theatre vocabulary</p>	<p>Writes a scene that might include monologue, dialogue and setting</p> <p>Performs a scene showing limited action and minimal range of character types</p>			
<p>1</p> <p>Not Proficient</p>	<p>Does not describe theatrical experience</p>	<p>Does not write a scene that includes monologue, dialogue, and setting</p> <p>Does not perform</p>			

		a scene showing action and a range of character types			
--	--	---	--	--	--

Developing Concepts

<p>Ensembles work together to create theatre.</p> <ul style="list-style-type: none"> The ensemble includes the actors, director, stage manager, producer, playwright, musicians, musical director, dancers, choreographer, designers, technical director, stage crew, house manager, house staff, box office staff and administrative staff. 	
<p>Knowledge</p> <p>Vocabulary</p> <ul style="list-style-type: none"> Playwright Director Stage Manager Producer Musical Director Choreographer Technical Director Stage Crew Designer House Manager House Staff Administrative Staff 	<p>Skills</p> <p>Ensemble</p> <ul style="list-style-type: none"> Interpret the meaning Create a concept Rehearse the production Design the production Incorporate the technical elements Present the production
<p>The director works with the ensemble to create a unified vision.</p> <ul style="list-style-type: none"> The theatre is a democracy run by one person. 	
<p>Knowledge</p> <p>Vocabulary</p> <ul style="list-style-type: none"> Unified Vision 	<p>Skills</p> <p>Role of the Director</p> <ul style="list-style-type: none"> Define the unified vision

<ul style="list-style-type: none"> • Interpretation 	<ul style="list-style-type: none"> • Interpret meaning • Work with actors and designers to achieve unity • Oversee rehearsals to maintain unity
<p>The director blocks the play or musical and oversees the rehearsal process.</p> <ul style="list-style-type: none"> • The director tells the actors when and where to move on stage. • The actors must adhere to these stage directions during every performance. 	
<p style="text-align: center;">Knowledge</p> <p>Vocabulary</p> <ul style="list-style-type: none"> • Blocking • Monologue • Dialogue • Action • Stage Directions • Cues 	<p style="text-align: center;">Skills</p> <p>Rehearsals</p> <ul style="list-style-type: none"> • Block the show • Notate movement • Memorize lines
<p>The designers present their designs to the director for approval.</p> <ul style="list-style-type: none"> • The director must work with the lighting designer, set designer, costume designer, sound designer, props designer and public relations/advertising designer to achieve a unified vision for the production. 	
<p style="text-align: center;">Knowledge</p> <p>Vocabulary</p> <ul style="list-style-type: none"> • Lighting Designer • Set Designer • Costume Designer • Sound Designer • Props Designer • Public Relations/Advertising 	<p style="text-align: center;">Skills</p> <p>Role of Designers</p> <ul style="list-style-type: none"> • Interpret the written word • Create design based on unified vision • Present design for approval • Collaborate with technical crew to bring design to life

Designer	
<p>The technical director incorporates lighting, sound, set, costumes, props, make-up and masks into the show during technical rehearsals.</p> <ul style="list-style-type: none"> • Absolute patience is required during technical rehearsals. • The production begins to take shape during technical rehearsals as all of the elements become one unified work of art. 	
<p style="text-align: center;">Knowledge</p> <p>Vocabulary</p> <ul style="list-style-type: none"> • Technical Director • Technical Rehearsals 	<p style="text-align: center;">Skills</p> <p>Role of the Technical Director</p> <ul style="list-style-type: none"> • Work with designers and crew to maintain unified vision • Prepare to incorporate technical elements • Collaborate with director to incorporate technical elements • Solve technical problems • Run technical rehearsals
<p>The entire production comes together on opening night.</p> <ul style="list-style-type: none"> • The show must go on. • Theatrical critics present their opinions to the public in newspapers, magazines, and on television, radio and the internet. 	
<p style="text-align: center;">Knowledge</p> <p>Vocabulary</p> <ul style="list-style-type: none"> • Opening night • Theatrical critics • Reviews • Audience 	<p style="text-align: center;">Skills</p> <p>Opening Night</p> <ul style="list-style-type: none"> • Adhere to director's notes • Follow stage directions • Incorporate all technical elements • Create ensemble play for the audience • Celebrate a job well done • Wait for the reviews