


Overview

You may wish to demonstrate Naviance Student and the Career and College Readiness Lessons to your students, test out different features, or, simply, become more familiar with the platform.

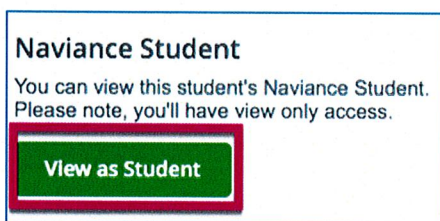
Demo Naviance Student

One sample student per grade level has been created in each high school Naviance site for LAUSD. The students are named "Student Sample".

1. To access these students, you will need to search for them by last name (Sample).



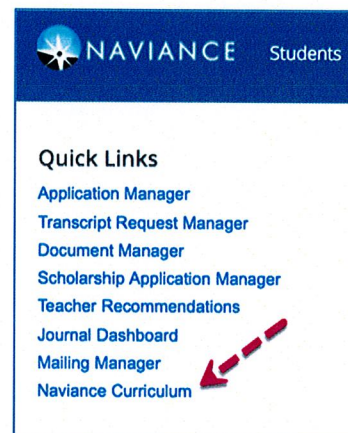
2. Select the student name from the drop down.
3. Once in the Student Sample account, select "**View as Student**", found on the left side of the screen.




Note: You will have view, rather than do, privileges to most features in Naviance Student. You will not be able to access Naviance Curriculum while in view mode.

Demo Naviance Curriculum

1. Log into Naviance.
2. Select Curriculum, found under Quick Links on the left side of the screen.



3. Select **View Lesson Plans** on the left side of the screen, under **Curriculum Options**.



4. Click on the desired lesson plan title.



5. Select Preview this lesson.

