
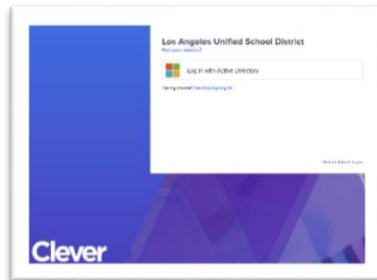


How LAUSD Students Login to Naviance


1. Go to the webpage for LAUSD's Division of Instruction at <https://achieve.lausd.net/instruction>.
2. Scroll down to the Naviance login links. Select **Naviance Student Login**.



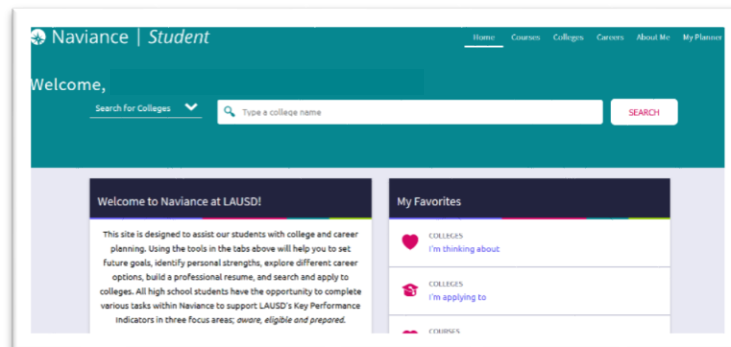
3. On the Clever LAUSD page, select **Log in with Active Directory**.



4. Enter your LAUSD Single Sign-On information.



5. After clicking on Next, you will be on the Naviance Student landing page.



6. To sign in without using the link, go to <http://bit.ly/naviancelogin-s>.