


LD NORTHEAST SUPPORT STAFF
IMPROVING STUDENT ATTENDANCE
AUGUST 8, 2018

Patricia Jimenez, PSA Field Coordinator, LD Northeast
Shira Scherb, Lead PSA Counselor
Rosalie Zetino, Lead PSA Counselor



LAUSD PHILOSOPHY

- The Los Angeles Unified School District (LAUSD) believes that student attendance and student achievement are closely intertwined.
- Students who develop patterns of good attendance are much more likely to be successful both academically and socially.

**ATTENDANCE IS A TOP PRIORITY
FOR THE 2018-19 SCHOOL YEAR**

TEST YOUR KNOWLEDGE

Talk with your elbow partner and discuss the following:

- How many instructional days are there in a school year?
- What is LAUSD's attendance goal for all students?
- What is Chronic Absence?



TEST YOUR KNOWLEDGE

- How many instructional days are there in a school year?
 - *180*
- What is LAUSD's attendance goal for all students?
 - *7 or fewer absences (96% or higher attendance)*
- What is Chronic Absence ?
 - *Missing 9% or more of instructional days (15 or more days; equal to 3 or more weeks at the end of the year)*

WHAT IS CHRONIC ABSENCE?

Attendance Achievement by Instructional Day 2018-2019

96% Attendance rate means having NO MORE THAN 1 absence per 25 DAYS OF INSTRUCTION

		 Chronic Absence			 Proficient	
		Less than 87%	87% – 91%	92% - 95%	96% - 99%	100%
Instructional Day	Date	Far Below Basic	Below Basic	Basic	Proficient	Advanced
25	September 21	4 or more	3	2	1	0
50	October 26	7 or more	5-6	3-4	1-2	0
75	December 10	10 or more	7-9	4-6	1-3	0
100	February 5	14 or more	9-13	5-8	1-4	0
125	March 13	17 or more	11-16	6-10	1-5	0
150	April 25	20 or more	13-19	7-12	1-6	0
175	May 31	23 or more	15-22	8-14	1-7	0
180	June 7	24 or more	15-23	8-14	1-7	0

Chronic Absence: Attending 91% or less of instructional days

WHAT IS THE IMPACT OF CHRONIC ABSENTEEISM?

- Share your concerns about this issue with your elbow partner.



POSSIBLE HARM ASSOCIATED WITH CHRONIC ABSENTEEISM

Social isolation

Low self-esteem

Feelings of rejection

Imprisonment

Drug addictions

High School drop-out

**Limited career
opportunities**

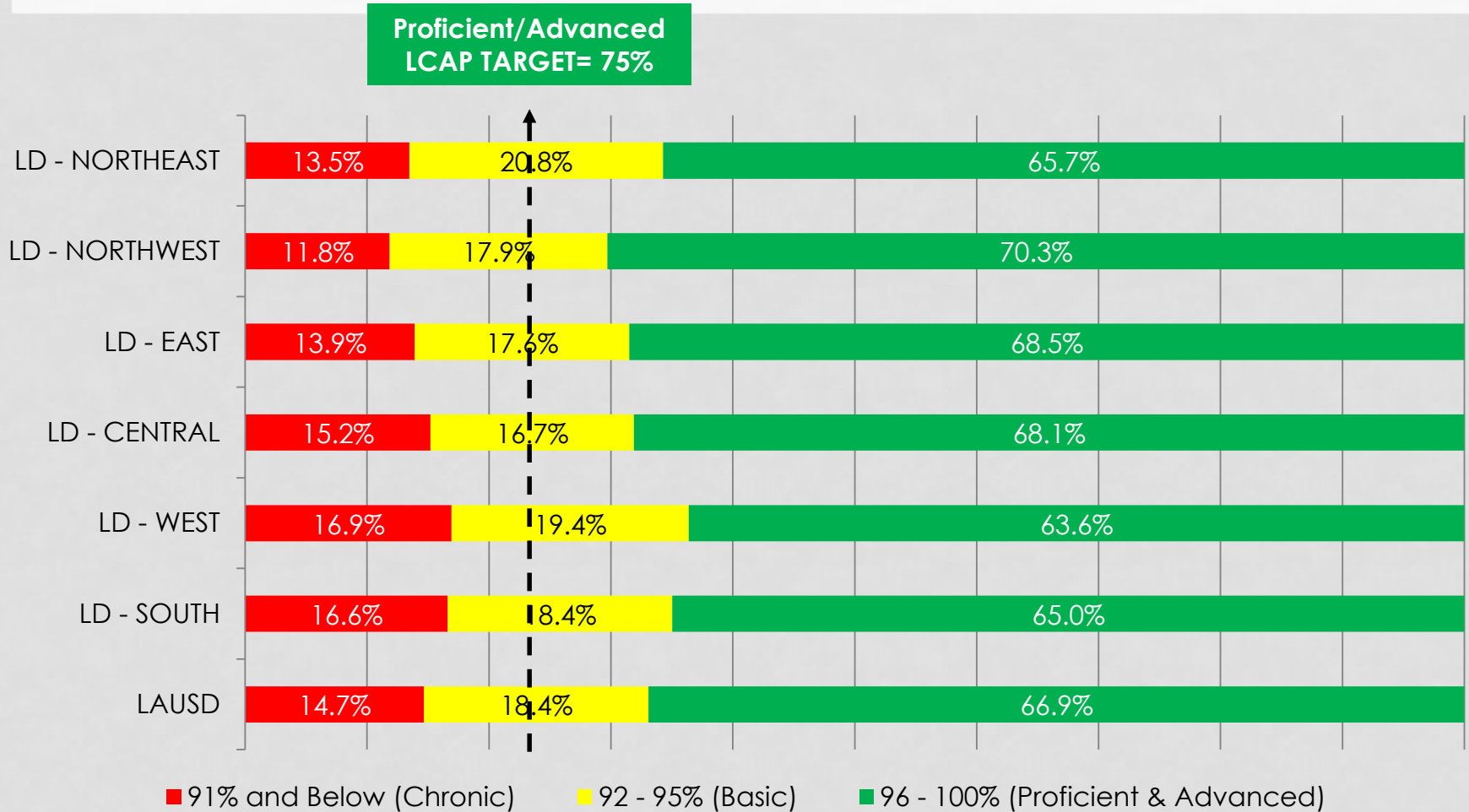
COMPULSORY ATTENDANCE LAW

California EC 48200

“Each person between the age of 6 and 18...shall attend the public full time day school or continuation school or classes for the full time designated...”

**HOW DOES LOCAL DISTRICT
NORTHEAST'S ATTENDANCE DATA
COMPARE TO OTHER LOCAL
DISTRICTS?**

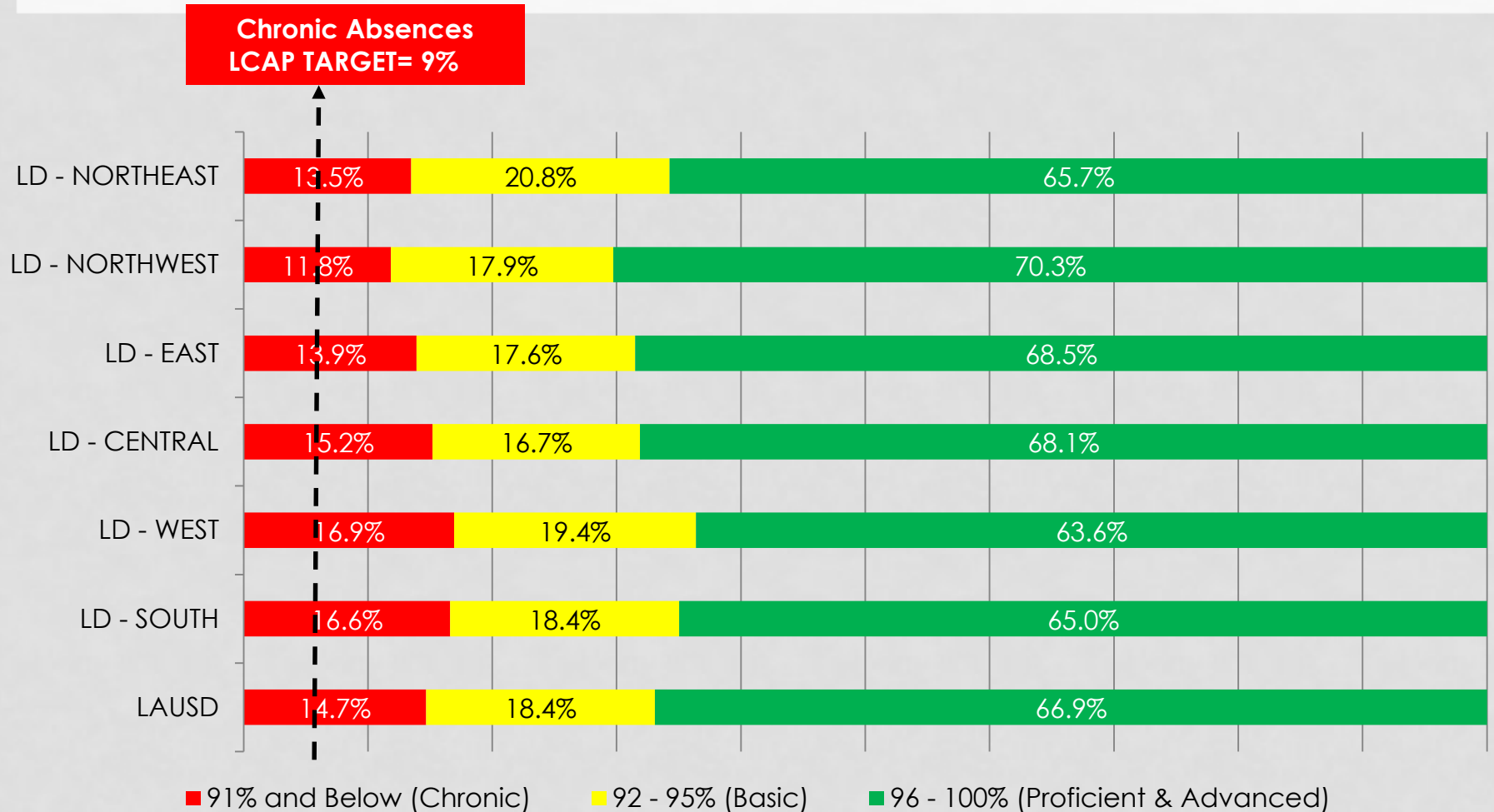
ATTENDANCE BANDS BY LOCAL DISTRICT CUMULATIVE YTD (2017-18): 75% PROF/ADV TARGET



Source: MyData

Cumulative Data YTD 2017-18 Thru June 30, 2018

ATTENDANCE BANDS BY LOCAL DISTRICT CUMULATIVE YTD (2017-18): 9% CHRONIC ABSENCE TARGET



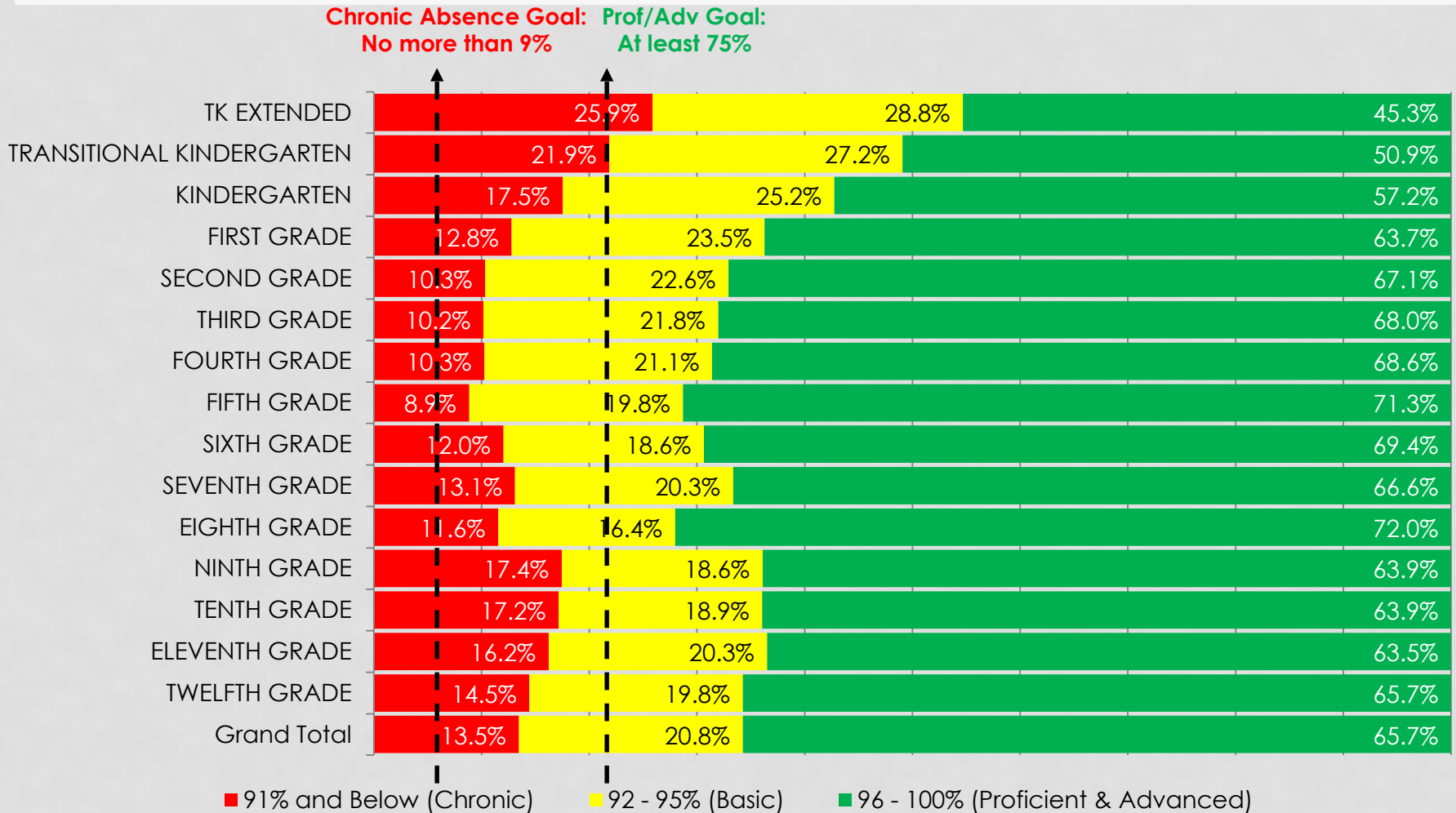
Source: MyData

Cumulative Data YTD 2017-18 Thru June 30, 2018

LOCAL DISTRICT NORTHEAST

ATTENDANCE BANDS

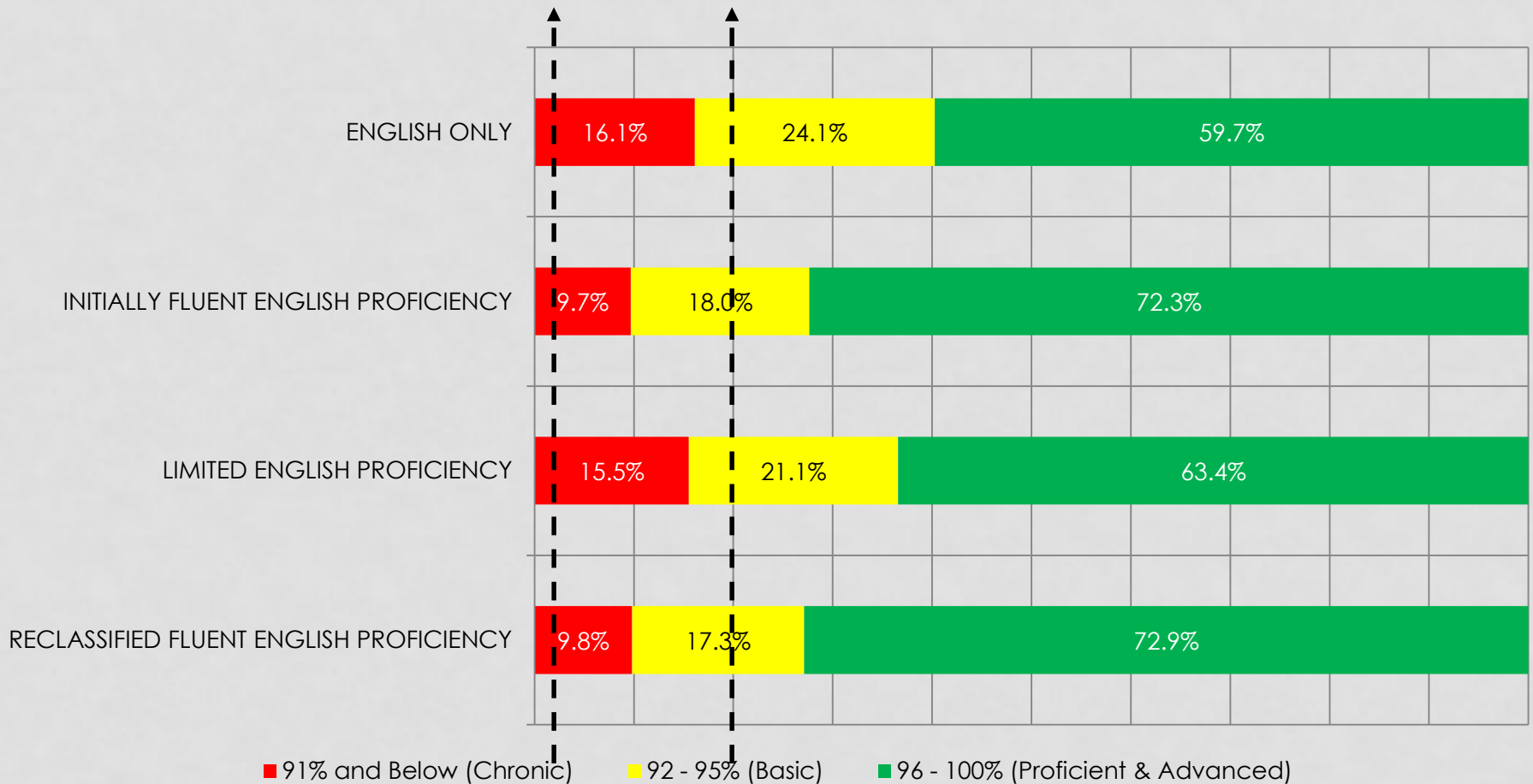
BY GRADE LEVEL CUMULATIVE YTD (2017-18)



LOCAL DISTRICT NORTHEAST ATTENDANCE BANDS BY LANGUAGE CLASSIFICATION CUMULATIVE YTD (2017-18)

Chronic Absence Goal:
No more than 9%

Prof/Adv Goal:
At least 75%



Source: MyData

Cumulative Data YTD 2017-18 Thru June 30, 2018

JUNE 2018 FULL DAY ABSENCE COUNTS

Week of	Mon	Tues	Wed	Thurs	Fri	Weekly Totals
Jun 1					25,511	25,511
Jun 4-8	27,229	27,534	39,747	73,295	3,194	170,999
Jun 11-15	228	69	84	84	91	556
Jun 18-22	102	102	102	97	115	518
Totals	27,559	27,705	39,933	73,476	28,911	197,584

Estimated Revenue Loss =

\$12,542,632

Full Day Absences multiplied by \$63.48/day per student

Source: MyData
Daily Absences 2017-18

HOW WILL WE MAKE PROGRESS?

Every school will commit to implement key accountability practices.

- ❖ **Send a Clear, Consistent Attendance message**
Examples: Letters, Blackboard Connect Messages, Newsletters, PA announcements, Parent Meetings, Parent Teacher Conferences, Back to School Night, Coffee with the Principal
- ❖ **Every School will make Phone Calls to a Targeted Student Group**
Example: Target students who are chronically absent
- ❖ **Targeted Group Intervention- Personalized connection**
Example: Check-in with staff
- ❖ **Kindergarten Orientation** (Elementary Only)
**1 in 4 TK/Kindergarten are chronically absent*

FOCUS SCHOOLS

Ari Bennett

- Panorama HS
- Sun Valley HS
- Verdugo Hills HS

Michelle Barker

- CCLA TPA
- San Fernando MS
- Sylmar CHS

Sandra Gephart Fontana

- Madison MS
- East Valley HS
- Van Nuys HS

Kyla Hinson

- Brainard ES
- Riverside ES
- Roscoe ES

Maria Nichols

- Columbus ES
- Van Nuys ES
- Monlux ES

John Rome

- Gridley ES
- Fernangeles ES
- El Dorado ES

HOW CAN YOU SUPPORT LOCAL DISTRICT NORTHEAST TO IMPROVE STUDENT ATTENDANCE?

- Discuss with your elbow partner what you can do to support student attendance in your role.
- Share out what you will do this school year to support student attendance.

CORE ATTENDANCE MESSAGE

- Attendance is a top priority for all schools and staff this year.
- If kids aren't in school, they can't learn. We must do everything in our power to get our students to school.
- Our districtwide goal is for students to miss no more than 7 days. If you notice a student getting off track, provide support.
- Staff will continue to build the safe, welcoming learning environments that encourage student to attend. We are all responsible for student attendance.
- Every interaction with students is meaningful. Praise students when they are present in school and continually reinforce how important attendance is to graduation.

LET'S HAVE A GREAT YEAR!



Thank
you

