
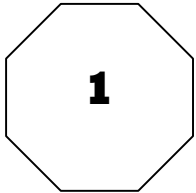


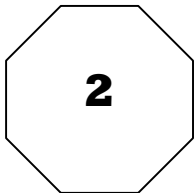
Follett DESTINY

Gryphon Scanner Barcode Configurations

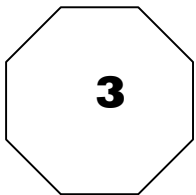
NOTE: To properly configure your Gryphon scanner to function with Destiny, please scan the following barcodes in sequential order (1 – 5). Insure that your computer monitor is displaying the desktop and that NO software programs are open.



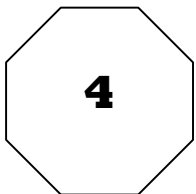
Restore USA Factory Configuration




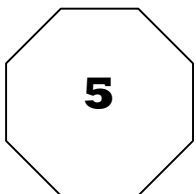
ENTER/EXIT PROGRAMMING MODE



EAN-13 ISBN Conversion = Convert to ISBN



Scan Mode = Stand Mode^c



ENTER/EXIT PROGRAMMING MODE