



Division of Special Education

Fingertip Facts

2017-2018



| Students with Disabilities' Race & Ethnicity | | |
|--|---------------|-------------|
| Latino | 53,690 | 74.3% |
| African-American | 7,748 | 10.7% |
| Caucasian | 7,450 | 10.3% |
| Asian | 1,626 | 2.2% |
| Filipino | 985 | 1.4% |
| Unknown | 491 | 0.7% |
| Native American | 182 | 0.3% |
| Pacific Islander | 135 | 0.2% |
| Grand Total | 72,307 | 100% |

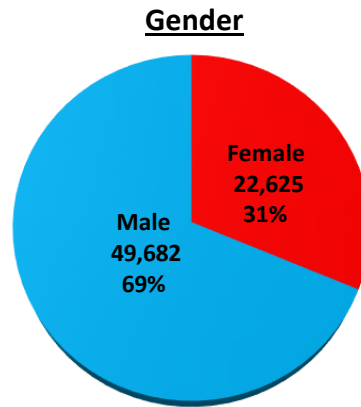
Source: December 2017 CASEMIS

| Enrollment | | |
|---------------------|---------------|-------------|
| Infant & Preschool | 7,841 | 10.8% |
| TK-5 | 29,344 | 40.6% |
| 6-8 | 15,091 | 20.9% |
| 9-12 | 20,028 | 27.7% |
| Ungraded & Post Sec | 3 | 0.0% |
| Grand Total | 72,307 | 100% |


Source: December 2017 CASEMIS

| Eligibility | | |
|------------------------------------|---------------|-------------|
| Specific Learning Disability (SLD) | 28,920 | 40.0% |
| Autism (AUT) | 13,990 | 19.3% |
| Speech & Language Impairment (SLI) | 11,400 | 15.8% |
| Other Health Impairment (OHI) | 8,225 | 11.4% |
| Intellectual Disability (ID) | 4,144 | 5.7% |
| Orthopedic Impairment (OI) | 1,962 | 2.7% |
| Emotional Disturbance (ED) | 1,519 | 2.1% |
| Hard of Hearing (HH) | 1,283 | 1.8% |
| Visual Impairment (VI) | 422 | 0.6% |
| Deafness (DEA) | 323 | 0.4% |
| Traumatic Brain Injury (TBI) | 99 | 0.1% |
| Deaf-Blindness (DB) | 16 | 0.0% |
| EMD (Ages 3-5 only) | 4 | 0.0% |
| Grand Total | 72,307 | 100% |

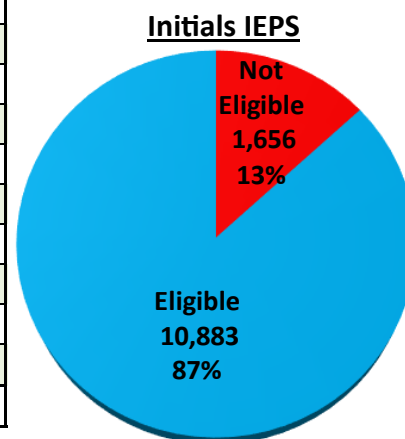
Source: December 2017 CASEMIS



Source: December 2017 CASEMIS



Source: December 2017 CASEMIS



Source: Welligent Jul 2016 -June 30, 2017

| Program | |
|---|---------------|
| General Education (GE) | 35,041 |
| Specific Learning Disability (SLD) | 16,263 |
| Autism (AUT) | 5,230 |
| Preschool for All Learners (PAL) | 3,287 |
| Intellectual Disability—Moderate (IDM) | 3,069 |
| Nonpublic School (NPS) | 2,563 |
| Multiple Disabilities (MD) | 976 |
| Headstart Integrated | 869 |
| Preschool Collaborative Classroom (PCC) | 866 |
| Intellectual Disability - Severe (IDS) | 711 |
| Preschool Phonological Program (PPH) | 681 |
| Multiple Disabilities - Severe (MDS) | 565 |
| Deaf/Hard of Hearing (DHH) | 508 |
| Other | 1,678 |
| Grand Total | 72,307 |

Source: December 2017 CASEMIS

| School Type Enrollment | |
|------------------------|---------------|
| Public Day School | 62,814 |
| Other Public School | 3,063 |
| NPS & NPS/RTC | 2,708 |
| SPED Center | 1,835 |
| Child Care | 704 |
| Continuation School | 427 |
| Home Instruction | 241 |
| Community School | 171 |
| Hospital Facility | 107 |
| Community College | 104 |
| State Preschool | 101 |
| AWEC/Work Study | 32 |
| Grand Total | 72,307 |

Source: December 2017 CASEMIS

*Data Excludes Independent Charters and Private Schools