

Welcome to Unit 6: Animals, Week 1

Benchmark Education is committed to supporting you through this difficult time. We are creating distance learning activities aligned to the *Ready to Advance* curriculum that teachers may assign your student during school closures. At the beginning of each unit, we will provide you with a series of fun, meaningful tasks using *Ready to Advance* resources to guide students' learning. This suggested daily schedule is designed to provide simple, flexible activities. Simply, choose one activity a day in each category: **talk together**; **read together**; **letters, sounds, & writing**; **posters**; **students practice book**; and **songs** from the menu below. Take breaks and make the learning fun! Stay tuned for more communication from your trusted Benchmark Education team! This is uncharted territory for all of us—the Benchmark Education team is here to support your students and you!

Flexible Categories for Daily Schedule	Suggested Time
Talk Together	5-10 minutes
Read Together	5-10 minutes
Letters, Sounds, & Writing	5-10 minutes
Posters	5-10 minutes
Student Practice Book	5-10 minutes
Songs	5-10 minutes

Categories for Daily Schedule

Spend 5-10 minutes on each category per day.

Learning Menu: Days 1-5

Choose one activity a day from the menu in each category. The schedule is flexible, so you may complete more than one in a day, or skip a day. Check off each activity as you complete it.

Talk Together: Say More! 5-10 minutes




Talking builds understanding and vocabulary. Encourage your child to explain his/her thinking and say more. You both can practice being good listeners :) Let this be fun!

- Do you have any pets at home? What animals do you see around your home? Look out your windows. Take a walk. Name the animals. Describe what the animals look like and what they do.
- What is your favorite animal? Give reasons why it is your favorite. Listen to each other's opinions.
- Watch the Unit Opener Video several times and talk about what you saw. How are the animals alike and different?
- Use action words (verbs) to talk about a movement or action that animals do (*birds fly, squirrels climb*). Act out the verbs as you say them. Ask your child why the animal might do each action.
- Play a guessing game. Say: *I am thinking of an animal that has four legs... It is very tall... It has a long neck...Give clues until your child can guess the animal.*

Link to Unit Opener Video [here](#).

Read Together 5-10 minutes




Enjoy reading and talking about books together. Do you have any books about animals at home? Your teacher will assign Benchmark titles as options to use.

- Read the book *Animals are Living Things* and talk about the animals in the book. Point to a picture and ask: *Who is in the picture? What is the ___ doing?*
- Read the book *Cole Cat Finds a Friend* and talk about what happened at the beginning, middle, and end. Ask your child: *What was Cole's problem at the beginning of the story? How was his problem solved?*
- Read the book *Mammals are Animals* and talk about mammal traits. Ask: *How are you similar to these mammals?*
- Read the book *Where are the Animals?* and work together to point out the uppercase letter in the first word of a question, and the question mark, or punctuation, at the end of the question.
- Read the book *Animal Shapes and Sizes* and describe the shapes you see. Point to a picture and ask: *What shape do you see? What other objects do you see around you with the same shape?*

For video instructions to find the digital resources on Benchmark Universe click [here](#).

Letters, Sounds, Writing

5-10 minutes

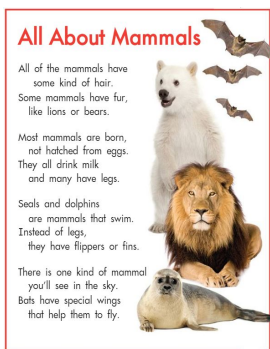


Practicing letters and sounds helps your child read and write. Focus on the letter C c this week.

- Talk about and say words that begin with the letter C (cat, cow, cut, cookie).
- Show how to write the letter C on paper. Write the letter C on each other's backs or in the air.
- Find items around you that begin with the letter C (candle, carrot, cap). Collect or draw the items.
- Say the chant and have your child clap each time he/she hears the /c/ sound:
*Cam has a calico cat named Candy. She's a colorful cat that's cute and cuddly.
Candy can be a cool cucumber, Cozy on a couch in a comfy slumber.*
- Have your child practice writing the letter C on paper, or put salt on a plate and trace the letter C in the salt.

Literacy Posters

5-10 minutes




Read, chant, and get playful with the posters. You can read aloud the posters or listen to the audio online.

- Read the poster "Animals Count Off" together. Look closely at the pictures. Ask your child what he/she is thinking.
- Reread the poster "Animals Count Off" together. Have your child point to the animals as they are read aloud and then count each animal together.
- Read the poster "All About Mammals" together. Have your child point to the body parts of each animal in the pictures as they are read aloud.
- Reread the poster "All About Mammals" and point to each word as you read it together. Look closely at the pictures. Ask your child to tell you some things that mammals have.
- Identify the words that rhyme and the words beginning with the letter C in each poster.

Links to posters: [Animals Count Off](#), [All About Mammals](#)

Student Practice Book

5-10 minutes



Count, sort, write, and color in the hands-on printable booklet.

- Work together with your child to complete the activities on pages 1-4 of the student booklet. Try 1 page per day.
- Follow instructions at the bottom of each page for fun ways to practice with numbers, shapes, letters, and animal body parts.
- Have your child color the pictures on each page and the cover.

Link to student book [here](#).

Sing Songs!

5-10 minutes



Songs make us smile as we build language and understanding together. Your teacher will assign song videos and sound clips linked to this weeks' learning.

- Sing the Heidi's Songs for: *C c, Triangle, Rectangle, Oval.*
- Get up and move along with the videos.
- Use the listening clips to spark interest related to animal sounds: *Birds, Rain, Wind.*
- Use additional sound clips to extend and connect to learning: *I Know My ABCs, Letter C sounds.*
- What are your favorite songs? Learn the lyrics or make up your own and sing them!

Contact your teacher to ask about assigning videos and songs on Benchmark Universe.

Daily Activity Calendar

Additional Activities

Daily Take-Home Activity Calendar

© 2014 by Benchmark Universe. All rights reserved. This work is licensed under a Creative Commons Attribution-NonCommercial-ShareAlike 4.0 International License. For more information, see <http://creativecommons.org/licenses/by-nc-sa/4.0/>.

Monday	Tuesday	Wednesday	Thursday	Friday
Reading Letter A Sounds Read the book 'The Ant and the Grasshopper'. Write the letter A on a piece of paper and cut it out. Use the letter A to make a word.	Math Count the number of items in each group. Write the number on a piece of paper.	Math Count the number of items in each group. Write the number on a piece of paper.	Math Count the number of items in each group. Write the number on a piece of paper.	Math Count the number of items in each group. Write the number on a piece of paper.
Science Letter A Sounds Read the book 'The Ant and the Grasshopper'. Write the letter A on a piece of paper and cut it out. Use the letter A to make a word.	Science Read the book 'The Ant and the Grasshopper'. Write the letter A on a piece of paper and cut it out. Use the letter A to make a word.	Science Read the book 'The Ant and the Grasshopper'. Write the letter A on a piece of paper and cut it out. Use the letter A to make a word.	Science Read the book 'The Ant and the Grasshopper'. Write the letter A on a piece of paper and cut it out. Use the letter A to make a word.	Science Read the book 'The Ant and the Grasshopper'. Write the letter A on a piece of paper and cut it out. Use the letter A to make a word.
Art Letter A Sounds Read the book 'The Ant and the Grasshopper'. Write the letter A on a piece of paper and cut it out. Use the letter A to make a word.	Art Letter A Sounds Read the book 'The Ant and the Grasshopper'. Write the letter A on a piece of paper and cut it out. Use the letter A to make a word.	Art Letter A Sounds Read the book 'The Ant and the Grasshopper'. Write the letter A on a piece of paper and cut it out. Use the letter A to make a word.	Art Letter A Sounds Read the book 'The Ant and the Grasshopper'. Write the letter A on a piece of paper and cut it out. Use the letter A to make a word.	Art Letter A Sounds Read the book 'The Ant and the Grasshopper'. Write the letter A on a piece of paper and cut it out. Use the letter A to make a word.
Music Letter A Sounds Read the book 'The Ant and the Grasshopper'. Write the letter A on a piece of paper and cut it out. Use the letter A to make a word.	Music Letter A Sounds Read the book 'The Ant and the Grasshopper'. Write the letter A on a piece of paper and cut it out. Use the letter A to make a word.	Music Letter A Sounds Read the book 'The Ant and the Grasshopper'. Write the letter A on a piece of paper and cut it out. Use the letter A to make a word.	Music Letter A Sounds Read the book 'The Ant and the Grasshopper'. Write the letter A on a piece of paper and cut it out. Use the letter A to make a word.	Music Letter A Sounds Read the book 'The Ant and the Grasshopper'. Write the letter A on a piece of paper and cut it out. Use the letter A to make a word.
PE Letter A Sounds Read the book 'The Ant and the Grasshopper'. Write the letter A on a piece of paper and cut it out. Use the letter A to make a word.	PE Letter A Sounds Read the book 'The Ant and the Grasshopper'. Write the letter A on a piece of paper and cut it out. Use the letter A to make a word.	PE Letter A Sounds Read the book 'The Ant and the Grasshopper'. Write the letter A on a piece of paper and cut it out. Use the letter A to make a word.	PE Letter A Sounds Read the book 'The Ant and the Grasshopper'. Write the letter A on a piece of paper and cut it out. Use the letter A to make a word.	PE Letter A Sounds Read the book 'The Ant and the Grasshopper'. Write the letter A on a piece of paper and cut it out. Use the letter A to make a word.

Calendar activities extend the learning from this week. Choose all or some to try. If you like something, do it more than once!

- Complete the Daily Activities.
- Build on the activities in the "Read Together" section by reading the Unit 6 take-home books about animals.

Link to calendar [here](#).

Link to take-home books [here](#).