



**HANDS in Autism®**  
Interdisciplinary Training  
& Resource Center

Phone: 317.274.2675

Fax: 317.274.3885

[hands@iupui.edu](mailto:hands@iupui.edu)

[handsinautism.iupui.edu](http://handsinautism.iupui.edu)



@HANDSinAutism

### About Us:

The HANDS in Autism® Interdisciplinary Training & Resource Center's mission To provide unique learning opportunities designed to improve understanding of the process and ability of working with individuals with ASD and a range of other developmental and behavioral challenges through hands-on and coaching experiences and building bridges of information, resources and collaboration across family, educational, medical and community systems.

© 2013 HANDS in Autism® Interdisciplinary Training & Resource Center. All rights reserved. Last updated 2/2020. For questions or permission to use, copy, or distribute, please contact Naomi Swiezy, Ph.D., HSPP, Director, at [nswiezy@iupui.edu](mailto:nswiezy@iupui.edu).






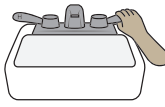

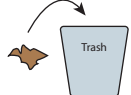
Ensuring that everyone is appropriately washing their hands is important all the time, but especially during cold and flu season or other illness outbreaks (e.g., coronavirus, pink eye, et cetera).

Utilizing a hand washing schedule can ensure everyone is keeping safe. Remember, the schedule will require teaching; it will not automatically have meaning. Use enough prompting to ensure the child gets there, but fade out slowly so she or he uses the schedule with independence.

For more information about how to use and teach a visual schedule be sure to read our [How-To Visual Schedules](#) guide found at [HANDSInAutism.iupui.edu](http://HANDSInAutism.iupui.edu).

## Washing Hands

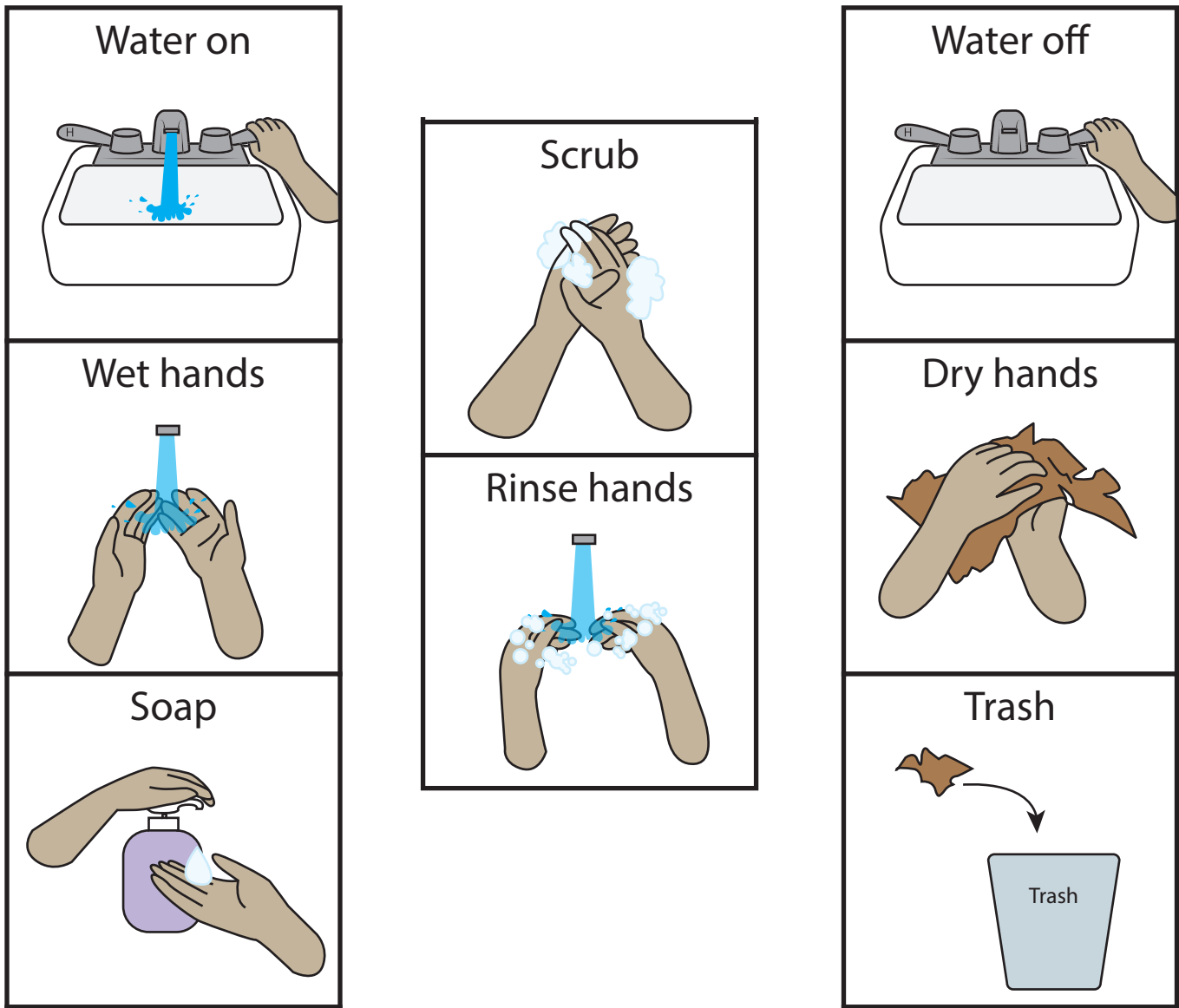
---

<input type="checkbox"/>	Turn water on	
<input type="checkbox"/>	Wet hands	
<input type="checkbox"/>	Put soap on hands	
<input type="checkbox"/>	Scrub hands together	
<input type="checkbox"/>	Rinse hands	
<input type="checkbox"/>	Turn water off	
<input type="checkbox"/>	Dry hands on paper towel	
<input type="checkbox"/>	Put used paper towel in trash can.	


Check-off schedule with text and pictures

**MATERIALS PROVIDED ARE EXAMPLES ONLY!**

They may need to be individualized to meet the particular needs of a person with an ASD!



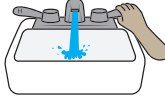




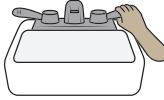

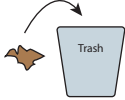
Schedule cards for tear-off schedule.



Extra blank cards for customizing

## Washing Hands

---

1. Turn water on 
2. Wet hands 
3. Put soap on hands 
4. Scrub hands together 
5. Rinse hands 
6. Turn water off 
7. Dry hands on paper towel 
8. Put used paper towel in trash can. 

List schedule with text and pictures