




Instrucciones de inicio de sesión del estudiante

Queridos padres y familia,

Para los estudiantes con necesidades de aprendizaje únicas, el apoyo constante en la escuela y en el hogar es clave para tener éxito resultados. El aula de su hijo está utilizando una o más soluciones proporcionadas por n2y que incluyen un estudiante opción de inicio de sesión. Pueden incluir la entrega digital de:

-  Actividades únicas de lecciones del sistema de aprendizaje.
-  Estrategias de manejo de comportamiento positivo.
-  Actividades de desarrollo de habilidades basadas en el juego L3 Skills.



Where would you like to go?



El contenido disponible lo configuraré yo y se adapta a las necesidades de aprendizaje de su estudiante. Por favor tenga en cuenta que las estrategias que utilizamos en el aula para gestionar el comportamiento se entregarán automáticamente en función de la hora del día para ayudar a su hijo a mantener su rutina y sus apoyos.

El acceso digital a estas soluciones permitirá a su hijo interactuar con el mismo formato predecible que ellos. Lo haría en el aula. Guarde la segunda página de esta carta como referencia para ayudar a su estudiante en iniciar sesión.

** Tenga en cuenta que si bien n2y brinda la opción de acceso al hogar a través de la función de inicio de sesión del estudiante, los proveedores de servicios son responsables de habilitar esta característica. Los proveedores de servicios (docentes, SLP, OT, etc.) pueden proporcionar información de inicio de sesión y / o distribuir materiales a los padres a través de sus propias preferencias métodos que se alinean con sus propias políticas. n2y no restablecerá las contraseñas de los estudiantes ni proporcionará acceso a información confidencial.*






Student Login Directions

QR Code

Dear Parents and Family,

For students with unique learning needs, consistent support in school and at home is key to successful outcomes. Your child's classroom is using one or more solutions provided by n2y which include a student login option. They may include the digital delivery of:

-  Unique Learning System lesson activities.
-  Positivity behavior management strategies.
-  L3 Skills game-based skill building activities.



Where would you like to go?



The available content has been configured by me and is tailored to your student's learning needs. Please note that strategies we use in the classroom to manage behavior will be automatically delivered based on the time of the day to help your child maintain their routine and supports.

Digital access to these solutions will allow your child to interact with the same predictable format as they would in the classroom. Please keep the second page of this letter for reference in assisting your student in logging in.

**Please note that while n2y provides the option for home access through the student login feature, service providers are responsible for enabling this feature. Service providers (teacher, SLP, OT, etc.) may provide login information and/or distribute materials to parents through their own preferred methods that align with their own policies. n2y will not provide QR badges or otherwise provide access to sensitive information.*



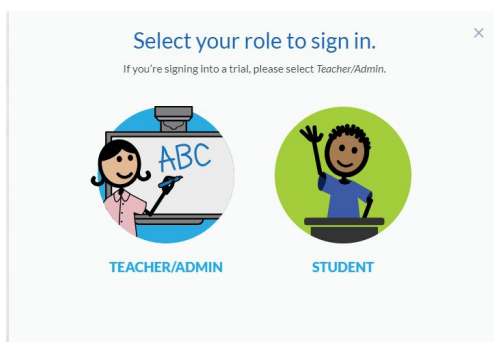
Student Login Directions

QR Code

Your child has been assigned a QR Badge* unique to them for access. The following directions are being provided so that you may support your child to log in at home.

How to log in to Student View:

1. Visit n2y.com.
2. Select Sign In.
3. Select Student.



4. Select Enable QR Code Scanning.
5. Hold the QR badge to the camera and position in the box on screen to log in.

Enable QR Code Scanning



After completing the steps above, your child will now have access to Student View. Please direct any questions, concerns or technical issues to me. Thank you for supporting your child in this process.

Sincerely,

**Please note that while n2y provides the option for home access through the student login feature, service providers are responsible for enabling this feature. Service providers (teacher, SLP, OT, etc.) may provide login information and/or distribute materials to parents through their own preferred methods that align with their own policies. n2y will not provide QR badges or otherwise provide access to sensitive information.*






Student Login Directions

Username + Text Password

Dear Parents and Family,

For students with unique learning needs, consistent support in school and at home is key to successful outcomes. Your child's classroom is using one or more solutions provided by n2y which include a student login option. They may include the digital delivery of:

-  Unique Learning System lesson activities.
-  Positivity behavior management strategies.
-  L3 Skills game-based skill building activities.



Where would you like to go?



The available content has been configured by me and is tailored to your student's learning needs. Please note that strategies we use in the classroom to manage behavior will be automatically delivered based on the time of the day to help your child maintain their routine and supports.

Digital access to these solutions will allow your child to interact with the same predictable format as they would in the classroom. Please keep the second page of this letter for reference in assisting your student in logging in.

**Please note that while n2y provides the option for home access through the student login feature, service providers are responsible for enabling this feature. Service providers (teacher, SLP, OT, etc.) may provide login information and/or distribute materials to parents through their own preferred methods that align with their own policies. n2y will not reset student passwords or otherwise provide access to sensitive information.*



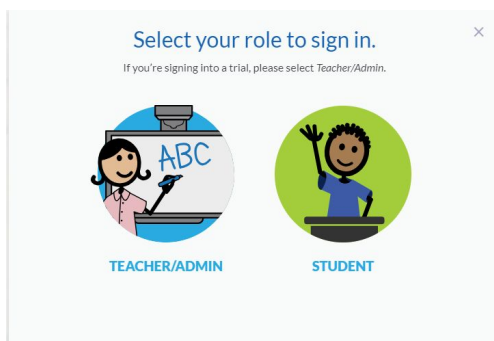
Student Login Directions

Username + Text Password

Your child has been assigned a username and password* for access. The following directions are being provided so that you may support your child to log in at home.

How to log in to Student View:

1. Visit n2y.com.
2. Select Sign In.
3. Select Student.



4. Enter your username and password.
5. Select Log In.

Welcome!

After completing the steps above, your child will now have access to Student View. Please direct any questions, concerns or technical issues to me. Thank you for supporting your child in this process.

Sincerely,

**Please note that while n2y provides the option for home access through the student login feature, service providers are responsible for enabling this feature. Service providers (teacher, SLP, OT, etc.) may provide login information and/or distribute materials to parents through their own preferred methods that align with their own policies. n2y will not reset student passwords or otherwise provide access to sensitive information.*

