

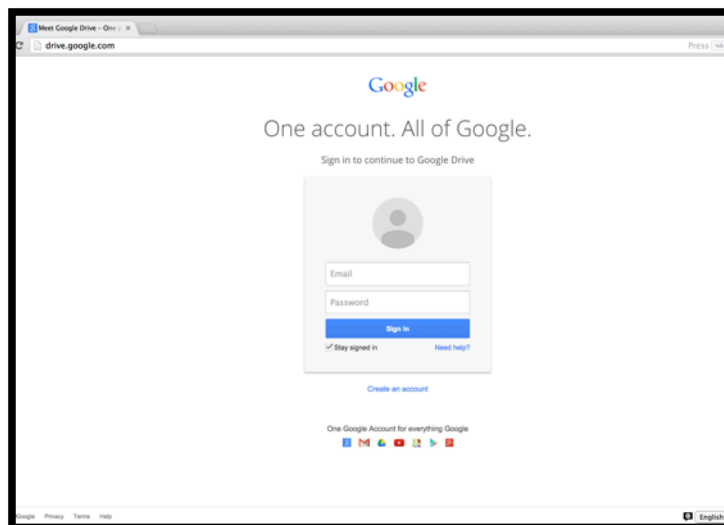
Account Creation Google Apps For Education in LAUSD



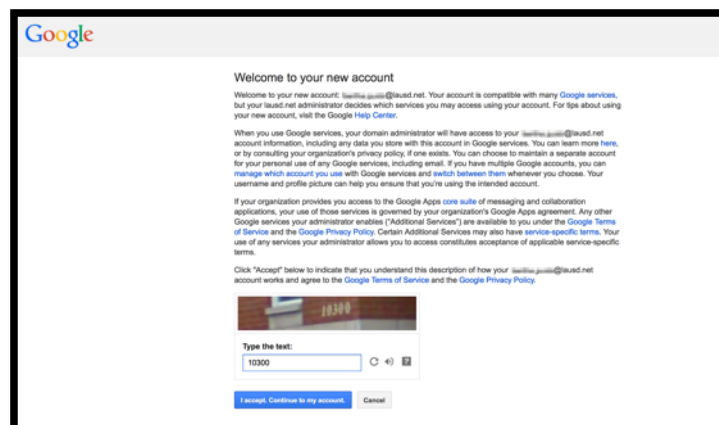
Step 1 – After resetting SSO, go to <http://drive.google.com>. Login using your:

Email: (full LAUSD email address)


Password: (SSO password you just reset)



Step 2 – Read “Welcome to your new account page and select “I Accept. Continue to my Account” button.



Step 3 – Click “No Thanks”



Step 4 – You're ready to use your new GAFE Account. (Please note the District logo on the left, and your LAUSD email address on the right.)

