

# Self-Assessment

## **MyPGS**

User Guide for

Teachers in EDST

[lausd.truenorthlogic.com](http://lausd.truenorthlogic.com)

# Self-Assessment and Reflection

The Self-Assessment is an important step in the Educator Development and Support: Teachers (EDST) process. Responding to the prompts in the Self-Assessment will assist you to make decisions for your Initial Planning Sheet and your Formal Observation elements.

## Reflection

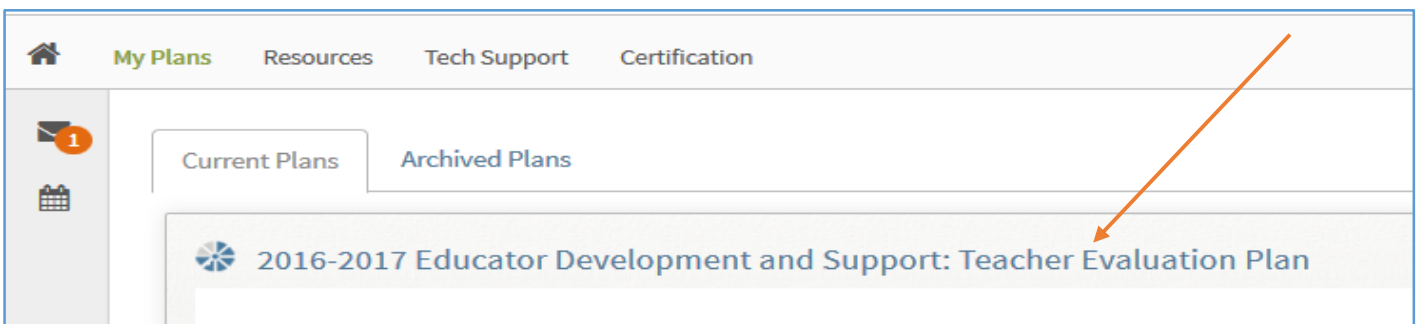
Before filling out the teacher Self-Assessment, it is important to reflect on your own practice. Review your student achievement data and other relevant artifacts, e.g., lesson plans, student work samples, assessment results, progress reports. Reflect on your practice, considering your students' data and the LAUSD Teaching & Learning Framework.

## Self-Assessment

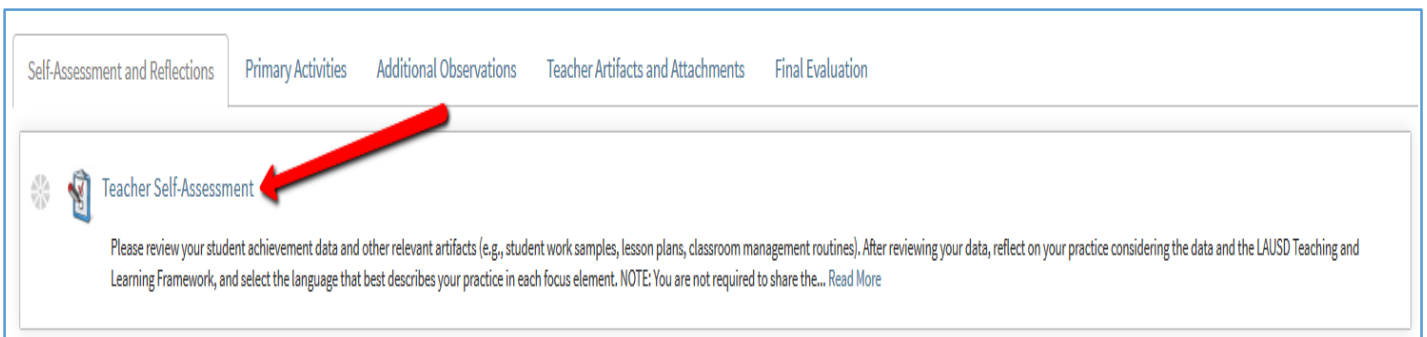
Read through the descriptors at the different performance levels (Ineffective, Developing, Effective and Highly Effective Practice) for each element. Select the language that best describes your practice in each focus element.

**NOTE:** The Self-Assessment is confidential. Your administrator will not see your responses unless you choose to share them with him/her. If you decide to share your responses on the Self-Assessment, you will need to print a copy or download a copy to your computer and email it to the administrator.

To access your Self-Assessment, enter the My Professional Growth System platform and click on the **My Plans** tab at the top left. Then, click on **2016-17 Educator Development and Support: Teacher Evaluation Plan**.



Click on the tab **Self-Assessment and Reflections**, then on the **Teacher Self-Assessment** link.



When you click on **Teacher Self-Assessment**, the site will default to the focus elements in Standard 1 of the Teaching and Learning Framework, *Planning and Preparation*.

For each focus element, click the blue text **View Rubric**. Read through the levels of performance and select the level that best describes your practice from the dropdown menu. MyPGS will auto-save your selections.

Keisha Teacher | For: Keisha Teacher Score

Planning and Preparation

The Classroom Environment

Delivery of Instruction

Additional Professional Responsibilities

Professional Growth

**Standard 1 | Planning and Preparation**

**Demonstrating Knowledge of Content and Pedagogy**

**1a2 | Knowledge of Content-Related Pedagogy**

Rating:

[View Rubric](#)

**Demonstrating Knowledge of Students**

**1b1 | Awareness of Students' Skills, Knowledge, and Language Proficiency**

Rating:

[View Rubric](#)

**Designing Coherent Instruction**

When the four focus elements in Standard 1 have been self-assessed, use the colored squares on the left to select the next standard, The Classroom Environment. **View Rubric**, read the performance levels and select your assessed level from the dropdown menu for each element. Complete the remaining sections of the Teaching and Learning Framework in the same way.

Keisha Teacher | For: Keisha Teacher

Planning and Preparation

The Classroom Environment

Delivery of Instruction

Additional Professional Responsibilities

Professional Growth

**Standard 1 | Planning and Preparation**

**Demonstrating Knowledge of Content and Pedagogy**

**1a2 | Knowledge of Content-Related Pedagogy**

Rating:

[View Rubric](#)

**Demonstrating Knowledge of Students**

**1b1 | Awareness of Students' Skills, Knowledge, and Language Proficiency**

Click on the **Review Scores** tab on the upper right section of the screen to view a summary of the ratings you have entered.

<< Back

Mark Complete **P** - In Progress

Score Review Scores Print

---

Jonathan Teacher1 | For: Jonathan Teacher1

- Planning and Preparation
- The Classroom Environment
- Delivery of Instruction
- Additional Professional Responsibilities

**Standard 1 | Planning and Preparation**

**Demonstrating Knowledge of Content and Pedagogy**

**1a2 | Knowledge of Content-Related Pedagogy**

Rating:

Click **Mark Complete** once you have selected a level of performance for all the elements. You will see a green box and **C- Complete** indicating that this step is complete. If you click this button before you have completed every element, click **Mark in Progress** to continue your work. When the assessment is marked complete, a green check mark will also appear next to this step within the **Self-Assessment and Reflections** tab.

<< Back

Mark Complete **P** - In Progress

Score

---

Jonathan Teacher1 | For: Jonathan Teacher1

- Planning and Preparation
- The Classroom Environment
- Delivery of Instruction
- Additional Professional Responsibilities
- Professional Growth

**Standard 1 | Planning and Preparation**

**Demonstrating Knowledge of Content and Pedagogy**

**1a2 | Knowledge of Content-Related Pedagogy**

Rating:

[View Rubric](#)

<< Back

Mark In Progress **C** - Complete

---

Jonathan Teacher1 | For: Jonathan Teacher1

- Planning and Preparation
- The Classroom Environment

**Standard 1 | Planning and Prepa**


**Demonstrating Knowledge of**

To print a copy of your **Self-Assessment** for your reference, click on **Download PDF** on the **Review Scores** tab.

<< Back

Mark Complete **P** - In Progress

Score Review Scores Print

Jonathan Teacher1 | For: Jonathan Teacher1  Download PDF

Standard 1   Planning and Preparation	Ineffective	Developing	Effective	Highly Effective
Demonstrating Knowledge of Content and Pedagogy				
1a2   Knowledge of Content-Related Pedagogy			✓	
Demonstrating Knowledge of Students				
1b1   Awareness of Students' Skills, Knowledge, and Language Proficiency		✓		
Designing Coherent Instruction				