

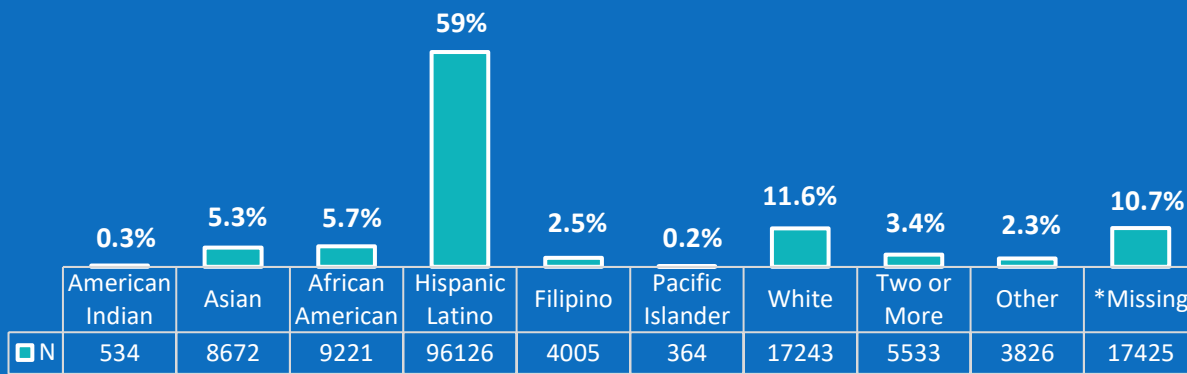
Parents and Guardians of Students

Los Angeles Unified School District




The School Experience Survey is an annual survey administered in the fall to all LAUSD schools. Survey results provide schools with important feedback from teachers, staff, students and parents

PARENT RESPONDENTS' RACES/ETHNICITIES (N=162,949)



* Providing race/ethnicity is optional. "Missing" represents those who did not respond to this question.



- Parent (96%)
- Grandparent or Relative (1.3%)
- Foster Parent or Legal Guardian (1.2%)
- Not Applicable (1%)
- Not Reported (0.2%)



SURVEY TYPES

98% Online
2% Paper



LANGUAGE

61% English
39% Spanish



SCHOOL TYPES

55% Elementary
45% Secondary

COMMUNITY OF SCHOOLS



I know which Community of Schools I belong to

Elementary Middle High
(Agree or Strongly Agree)

79% 79% 77%



My Community of Schools provides useful training for parents

71% 70% 69%



I am satisfied with my school's communication about how to support my child's learning

86% 82% 80%



I feel comfortable supporting my child's use of technology at home to complete school assignments

85% 84% 83%

DISTRICT METRICS (LCAP)



This school includes me in important decisions about my child's education

Elementary Middle High
(Agree or Strongly Agree)

85% 80% 80%



I can easily find information about parent workshops or other programs offered at this school

83% 79% 77%



This school provides me with information (verbal and written) I can understand

93% 89% 88%

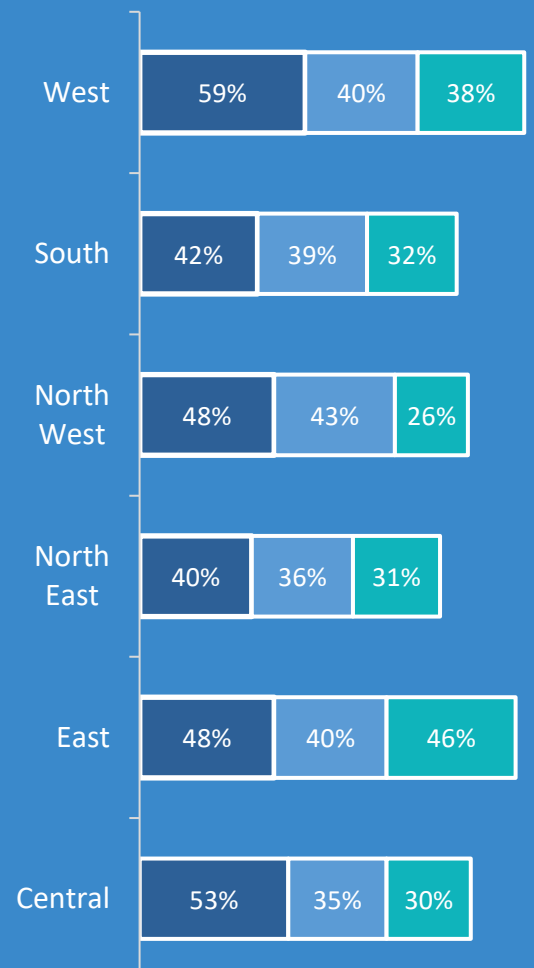



This school provides instructional resources to help me support my child's education

84% 79% 79%

RESPONSE RATES BY LOCAL DISTRICTS

Elementary Middle High



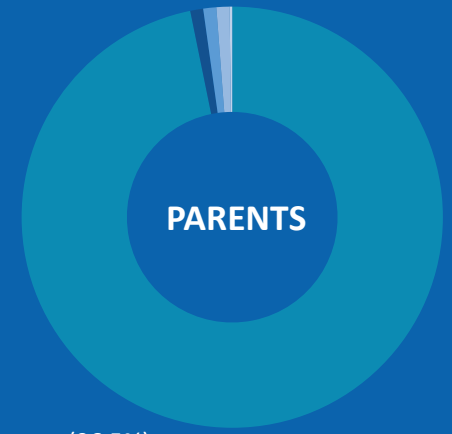


Parents and Guardians of Students

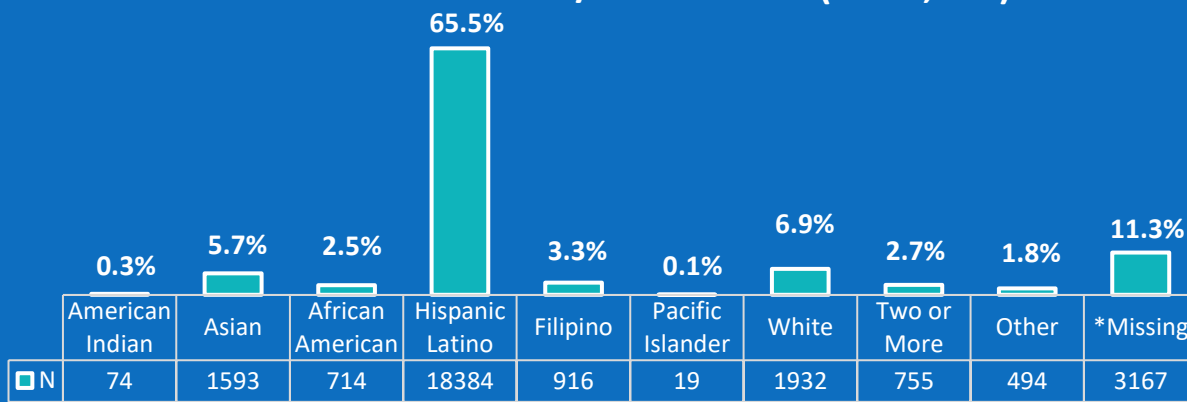
LOCAL DISTRICT CENTRAL



The School Experience Survey is an annual survey administered in the fall to all LAUSD schools. Survey results provide schools with important feedback from teachers, staff, students and parents



PARENT RESPONDENTS' RACES/ETHNICITIES (N=28,048)



* Providing race/ethnicity is optional. "Missing" represents those who did not respond to this question.



SURVEY TYPES

98% Online
2% Paper



LANGUAGE

49% English
51% Spanish



SCHOOL TYPES

61% Elementary
39% Secondary

COMMUNITY OF SCHOOLS



I know which Community of Schools I belong to

Elementary **Middle** **High**
(Agree or Strongly Agree)

79% **80%** **78%**



My Community of Schools provides useful training for parents

74% **74%** **72%**



I am satisfied with my school's communication about how to support my child's learning

87% **84%** **83%**



I feel comfortable supporting my child's use of technology at home to complete school assignments

86% **84%** **85%**

DISTRICT METRICS (LCAP)



This school includes me in important decisions about my child's education

Elementary **Middle** **High**
(Agree or Strongly Agree)

87% **84%** **83%**



I can easily find information about parent workshops or other programs offered at this school

85% **82%** **80%**



This school provides me with information (verbal and written) I can understand

93% **90%** **89%**

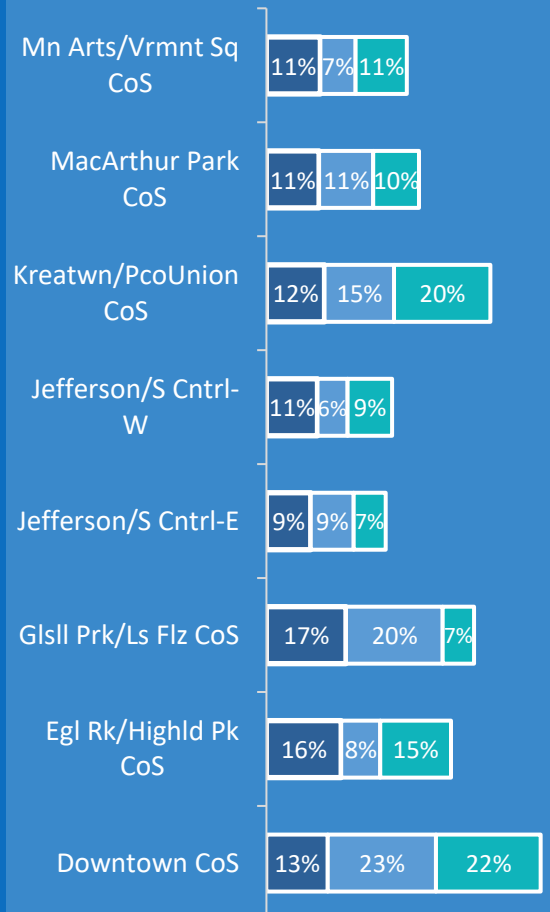



This school provides instructional resources to help me support my child's education

85% **83%** **79%**

RESPONSE RATES BY COMMUNITY OF SCHOOLS

Elementary Middle High





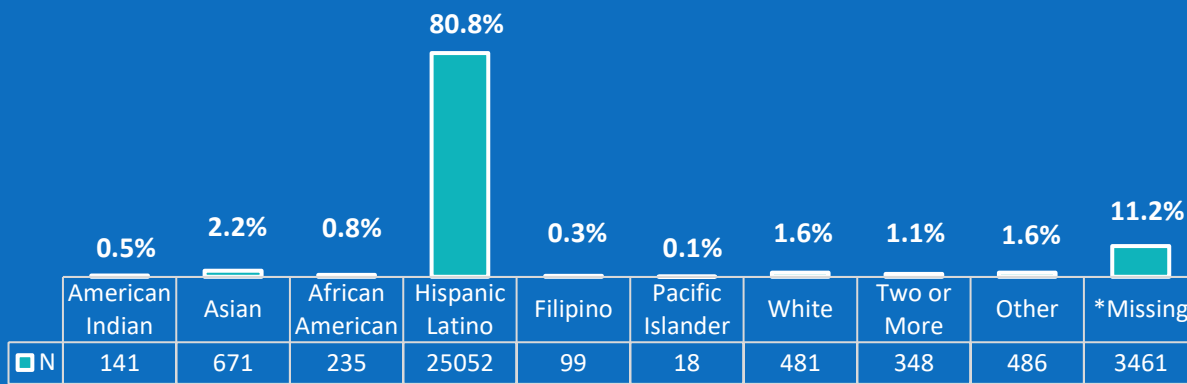
Parents and Guardians of Students

LOCAL DISTRICT EAST

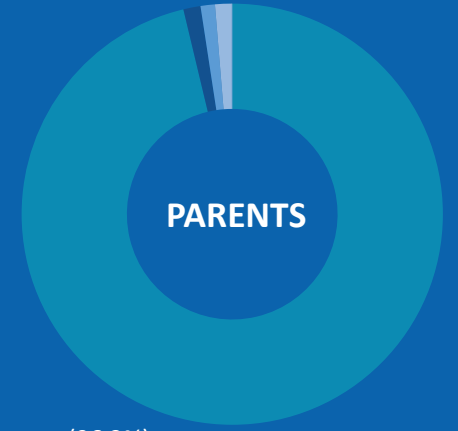


The School Experience Survey is an annual survey administered in the fall to all LAUSD schools. Survey results provide schools with important feedback from teachers, staff, students and parents

PARENT RESPONDENTS' RACES/ETHNICITIES (N=30,992)



* Providing race/ethnicity is optional. "Missing" represents those who did not respond to this question.



Parent (96.3%)
Grandparent or Relative (1.3%)
Foster Parent or Legal Guardian (1.1%)
Not Applicable (1.1%)
Not Reported (0.1%)



SURVEY TYPES

98% Online
2% Paper



LANGUAGE

50% English
50% Spanish



SCHOOL TYPES

46% Elementary
54% Secondary

COMMUNITY OF SCHOOLS



I know which Community of Schools I belong to

Elementary Middle High
(Agree or Strongly Agree)

80% 80% 77%



My Community of Schools provides useful training for parents

76% 73% 72%



I am satisfied with my school's communication about how to support my child's learning

87% 82% 80%



I feel comfortable supporting my child's use of technology at home to complete school assignments

86% 83% 81%

DISTRICT METRICS (LCAP)



This school includes me in important decisions about my child's education

Elementary Middle High
(Agree or Strongly Agree)

87% 82% 79%



I can easily find information about parent workshops or other programs offered at this school

84% 81% 78%



This school provides me with information (verbal and written) I can understand

92% 88% 86%

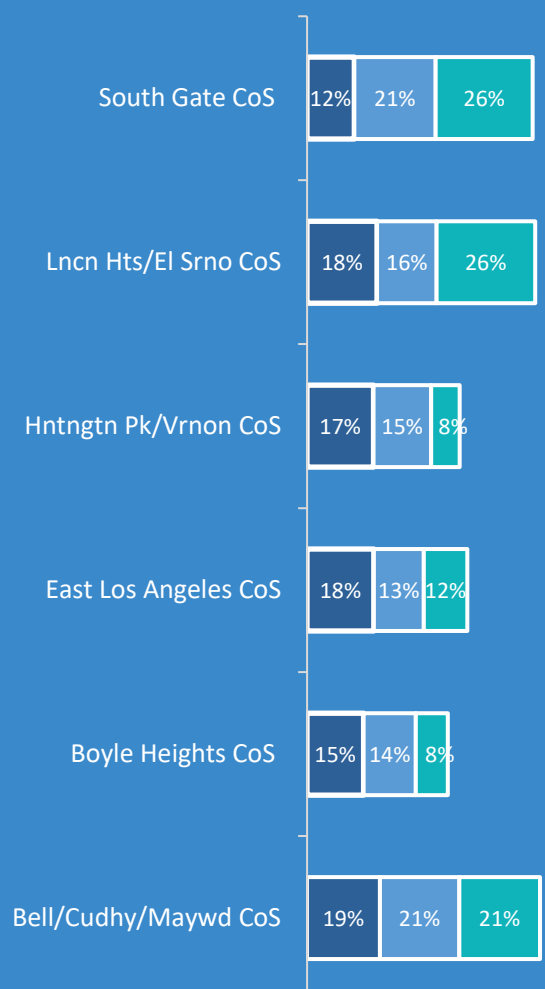



This school provides instructional resources to help me support my child's education

75% 81% 79%

RESPONSE RATES BY COMMUNITY OF SCHOOLS

Elementary Middle High





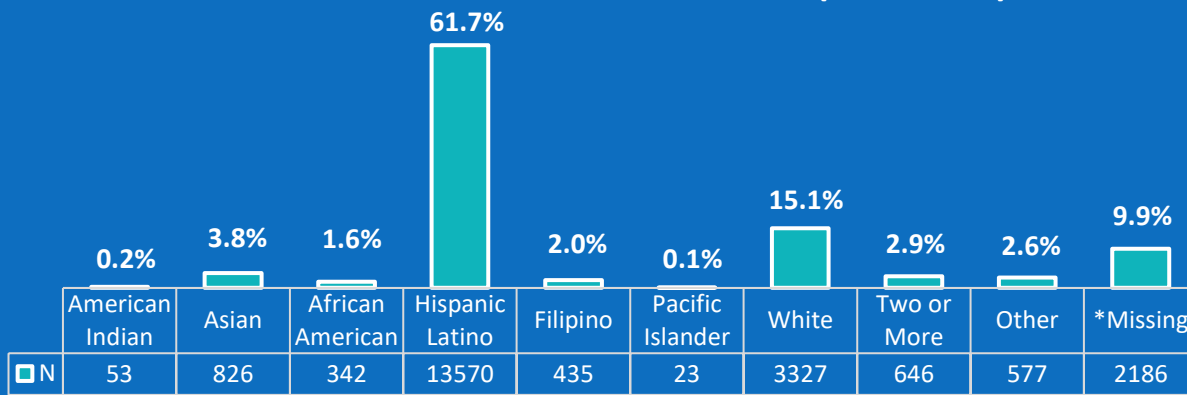
Parents and Guardians of Students

LOCAL DISTRICT NORTH EAST

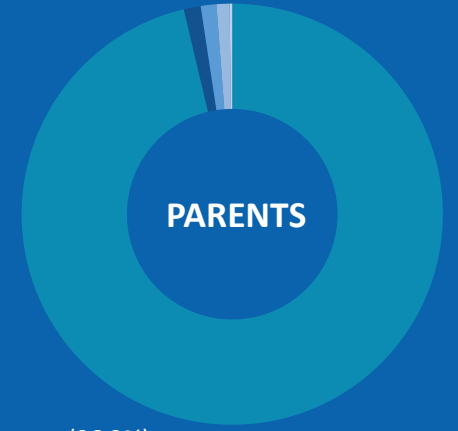


The School Experience Survey is an annual survey administered in the fall to all LAUSD schools. Survey results provide schools with important feedback from teachers, staff, students and parents

PARENT RESPONDENTS' RACES/ETHNICITIES (N=21,945)



* Providing race/ethnicity is optional. "Missing" represents those who did not respond to this question.



Parent (96.2%)
Grandparent or Relative (1.1%)
Foster Parent or Legal Guardian (1.2%)
Not Applicable (1%)
Not Reported (0.4%)



SURVEY TYPES

98% Online
2% Paper



LANGUAGE

56% English
44% Spanish



SCHOOL TYPES

49% Elementary
51% Secondary

COMMUNITY OF SCHOOLS



I know which Community of Schools I belong to

Elementary Middle High
(Agree or Strongly Agree)

79% 69% 80%



My Community of Schools provides useful training for parents

73% 69% 76%



I am satisfied with my school's communication about how to support my child's learning

87% 82% 85%



I feel comfortable supporting my child's use of technology at home to complete school assignments

85% 84% 87%

DISTRICT METRICS (LCAP)



This school includes me in important decisions about my child's education

Elementary Middle High
(Agree or Strongly Agree)

85% 80% 86%



I can easily find information about parent workshops or other programs offered at this school

84% 79% 79%



This school provides me with information (verbal and written) I can understand

93% 89% 91%

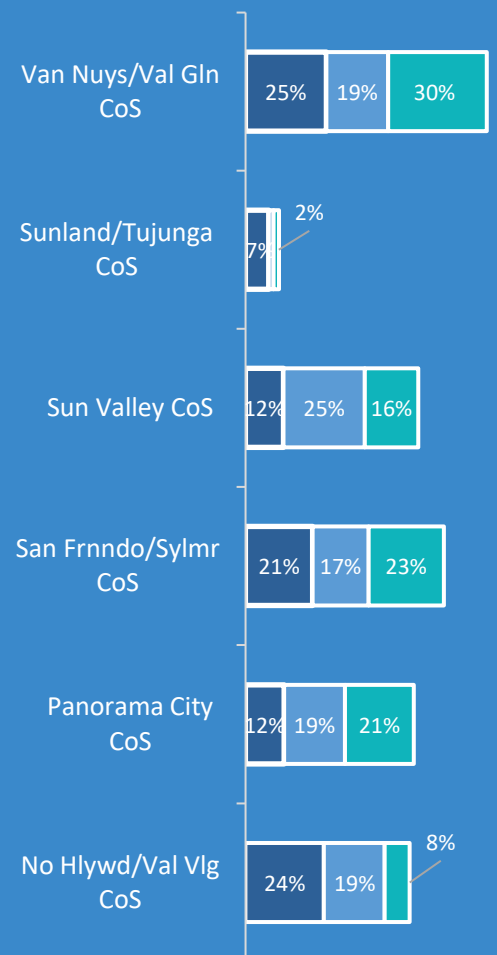



This school provides instructional resources to help me support my child's education

85% 79% 84%

RESPONSE RATES BY COMMUNITY OF SCHOOLS

Elementary Middle High





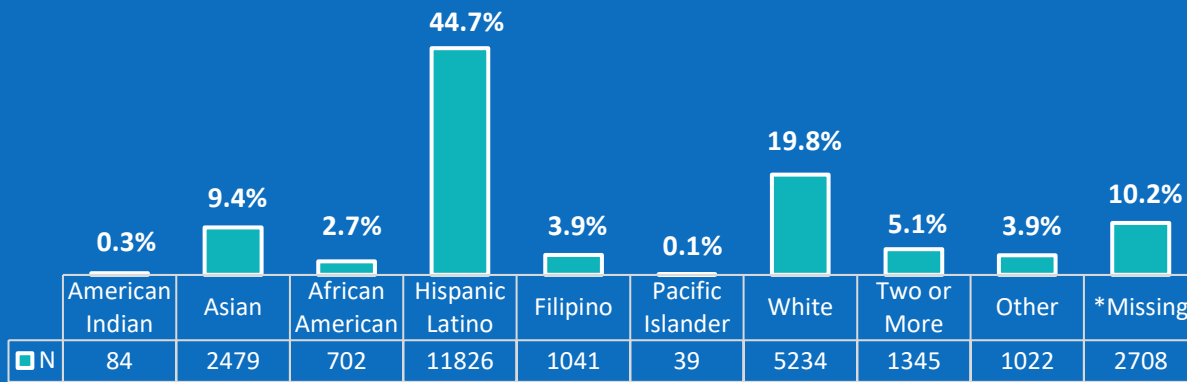
Parents and Guardians of Students

LOCAL DISTRICT NORTH WEST

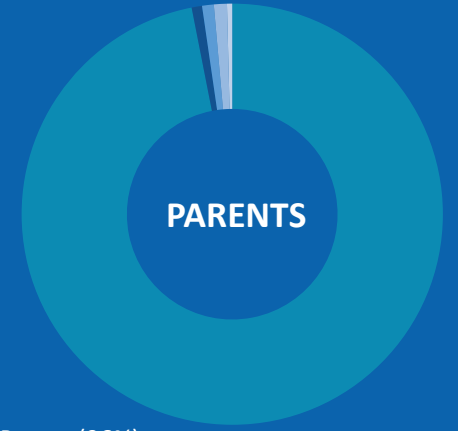


The School Experience Survey is an annual survey administered in the fall to all LAUSD schools. Survey results provide schools with important feedback from teachers, staff, students and parents

PARENT RESPONDENTS' RACES/ETHNICITIES (N=26,480)



* Providing race/ethnicity is optional. "Missing" represents those who did not respond to this question.



SURVEY TYPES

98% Online
2% Paper



LANGUAGE

75% English
25% Spanish



SCHOOL TYPES

56% Elementary
44% Secondary

COMMUNITY OF SCHOOLS



I know which Community of Schools I belong to

Elementary Middle High
(Agree or Strongly Agree)

81% 67% 62%



My Community of Schools provides useful training for parents

68% 68% 63%



I am satisfied with my school's communication about how to support my child's learning

85% 79% 76%

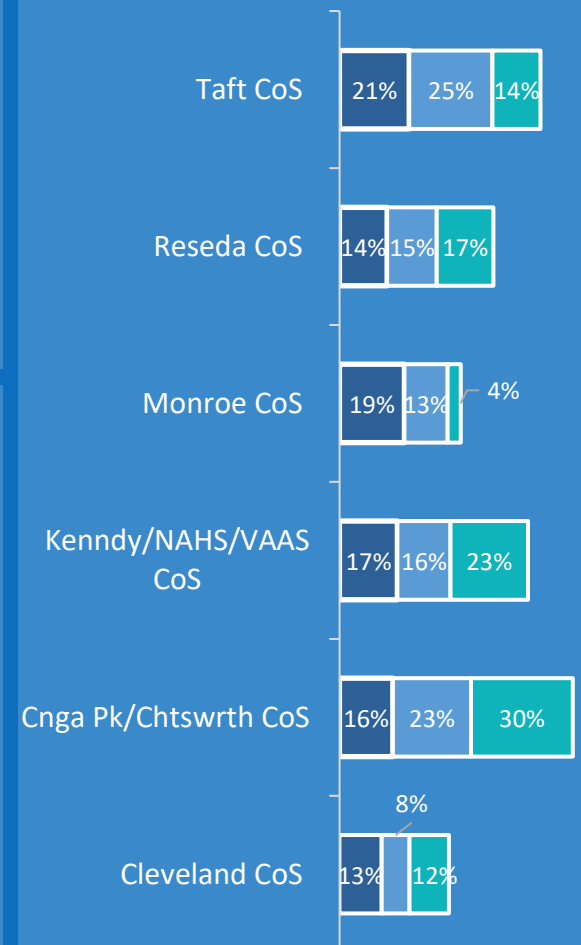


I feel comfortable supporting my child's use of technology at home to complete school assignments

85% 84% 82%

RESPONSE RATES BY COMMUNITY OF SCHOOLS

Elementary Middle High



DISTRICT METRICS (LCAP)



This school includes me in important decisions about my child's education

Elementary Middle High
(Agree or Strongly Agree)

83% 77% 75%



I can easily find information about parent workshops or other programs offered at this school

82% 78% 74%




This school provides me with information (verbal and written) I can understand

93% 89% 87%



This school provides instructional resources to help me support my child's education

82% 77% 74%

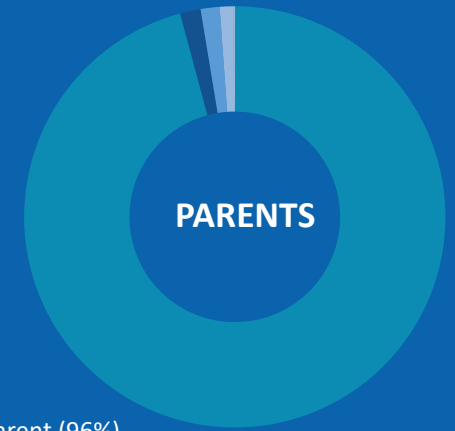


Parents and Guardians of Students

LOCAL DISTRICT SOUTH

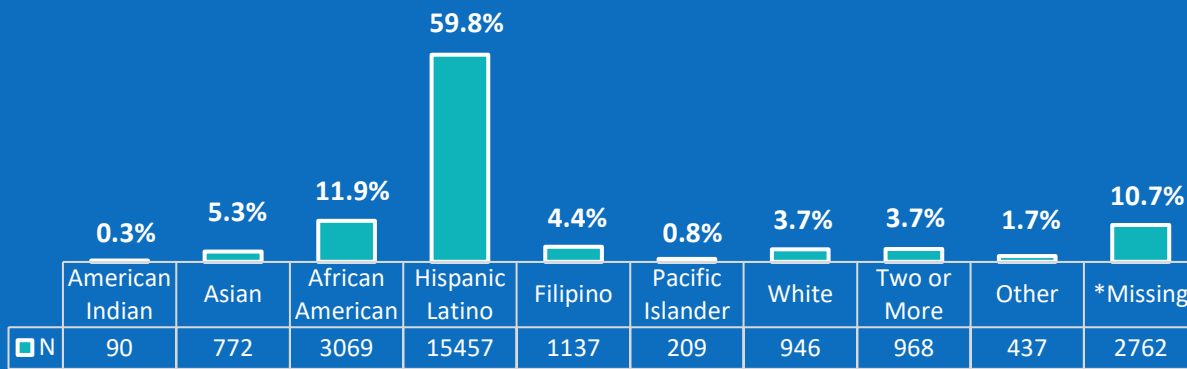


The School Experience Survey is an annual survey administered in the fall to all LAUSD schools. Survey results provide schools with important feedback from teachers, staff, students and parents



- Parent (96%)
- Grandparent or Relative (1.5%)
- Foster Parent or Legal Guardian (1.4%)
- Not Applicable (1%)
- Not Reported (0.1%)

PARENT RESPONDENTS' RACES/ETHNICITIES (N=25,847)



* Providing race/ethnicity is optional. "Missing" represents those who did not respond to this question.



SURVEY TYPES

98% Online
2% Paper



LANGUAGE

63% English
37% Spanish



SCHOOL TYPES

57% Elementary
43% Secondary

COMMUNITY OF SCHOOLS



I know which Community of Schools I belong to

Elementary Middle High
(Agree or Strongly Agree)

81% 80% 66%



My Community of Schools provides useful training for parents

74% 70% 65%



I am satisfied with my school's communication about how to support my child's learning

87% 82% 79%

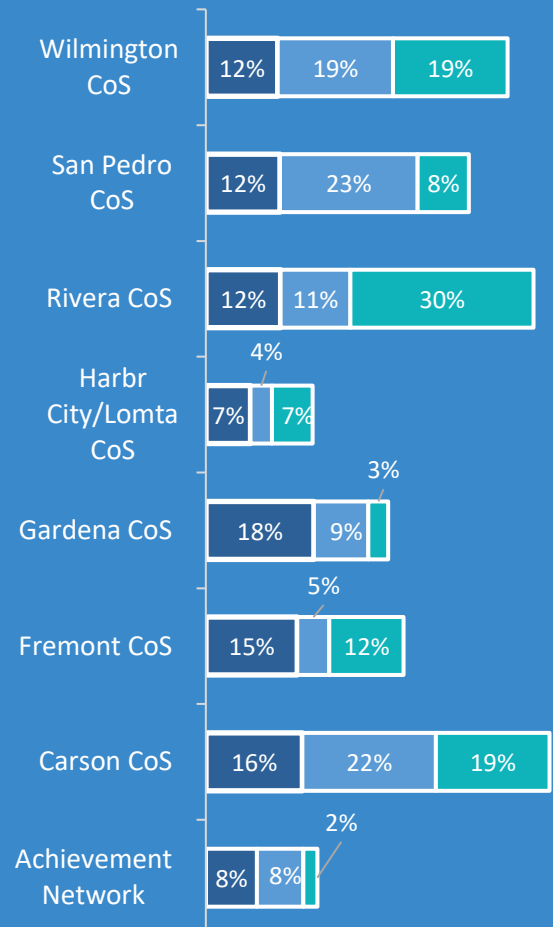


I feel comfortable supporting my child's use of technology at home to complete school assignments

86% 83% 82%

RESPONSE RATES BY COMMUNITY OF SCHOOLS

Elementary Middle High



DISTRICT METRICS (LCAP)



This school includes me in important decisions about my child's education

Elementary Middle High
(Agree or Strongly Agree)

87% 82% 79%



I can easily find information about parent workshops or other programs offered at this school

82% 77% 73%




This school provides me with information (verbal and written) I can understand

92% 89% 86%



This school provides instructional resources to help me support my child's education

85% 80% 78%

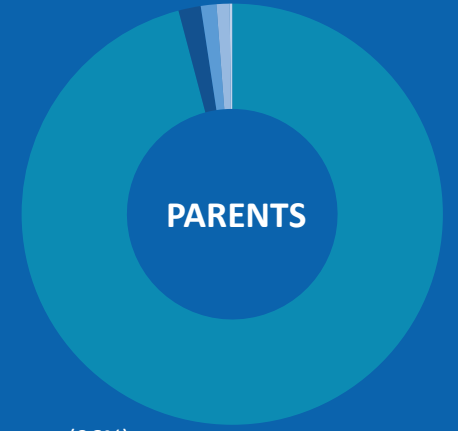


Parents and Guardians of Students

LOCAL DISTRICT WEST

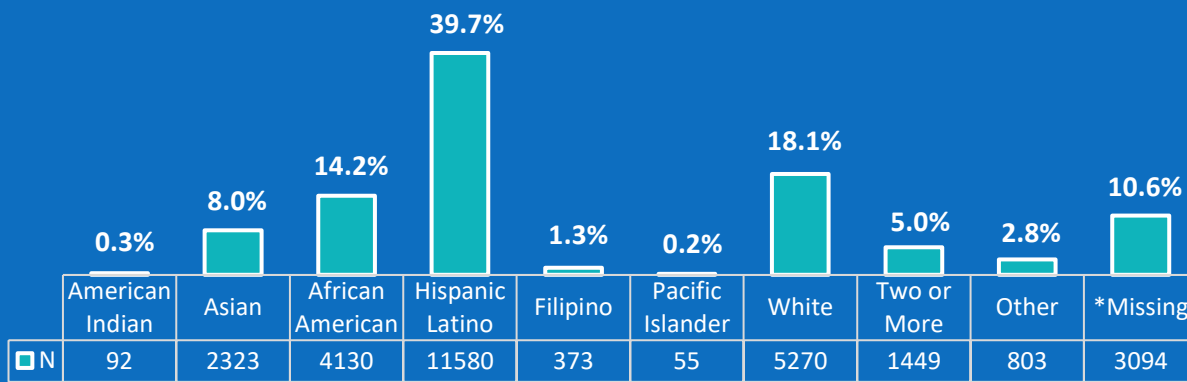


The School Experience Survey is an annual survey administered in the fall to all LAUSD schools. Survey results provide schools with important feedback from teachers, staff, students and parents



- Parent (96%)
- Grandparent or Relative (1.7%)
- Foster Parent or Legal Guardian (1.2%)
- Not Applicable (1%)
- Not Reported (0.1%)

PARENT RESPONDENTS' RACES/ETHNICITIES (N=29,169)



* Providing race/ethnicity is optional. "Missing" represents those who did not respond to this question.



SURVEY TYPES

98% Online
2% Paper



LANGUAGE

72% English
28% Spanish



SCHOOL TYPES

63% Elementary
37% Secondary

COMMUNITY OF SCHOOLS



I know which Community of Schools I belong to

Elementary Middle High
(Agree or Strongly Agree)

77% 77% 62%



My Community of Schools provides useful training for parents

63% 65% 67%



I am satisfied with my school's communication about how to support my child's learning

84% 82% 79%

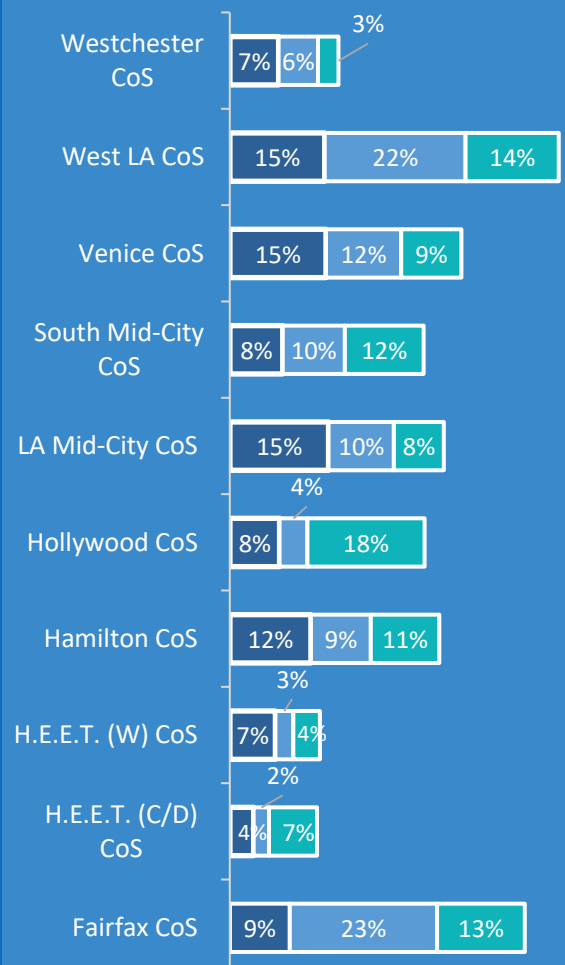


I feel comfortable supporting my child's use of technology at home to complete school assignments

85% 85% 83%

RESPONSE RATES BY COMMUNITY OF SCHOOLS

Elementary Middle High



DISTRICT METRICS (LCAP)



This school includes me in important decisions about my child's education

Elementary Middle High
(Agree or Strongly Agree)

82% 78% 78%



I can easily find information about parent workshops or other programs offered at this school

82% 81% 76%



This school provides me with information (verbal and written) I can understand

92% 90% 87%



This school provides instructional resources to help me support my child's education

81% 77% 77%