

Overview

Two senior surveys will become available for students on May 1, 2018.

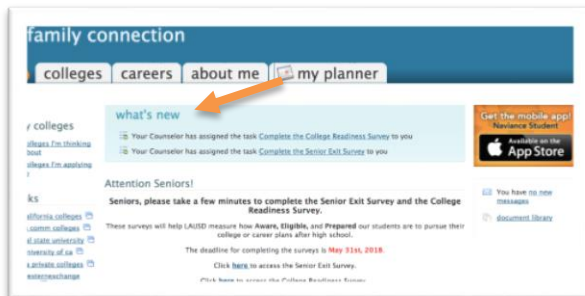
1. Senior Exit Survey Task
2. College Readiness Survey Task

For the first time, these surveys will allow for schools and central offices to have access to student college application experiences. The information collected will inform our collective practice to better support student needs.

Accessing the Surveys as a Student

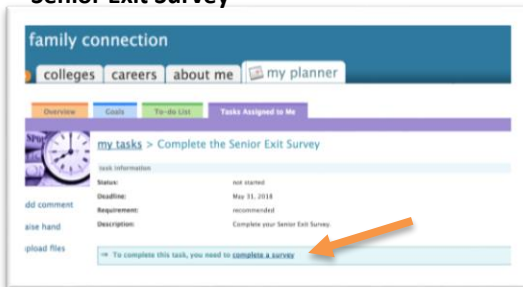
Option 1

1. In the “What’s New” box, students can click on the name of either survey to open the specific task.

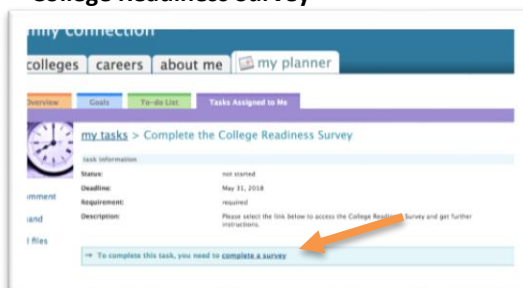


2. Within the task, students click on complete a survey.

Senior Exit Survey

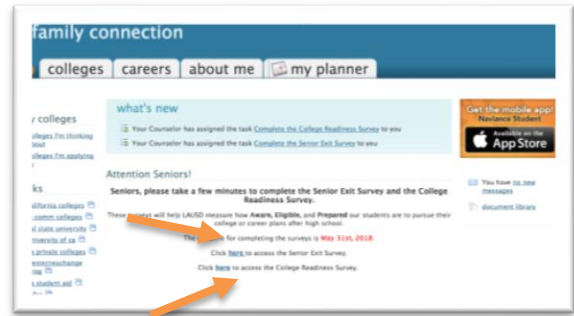


College Readiness Survey



Option 2:

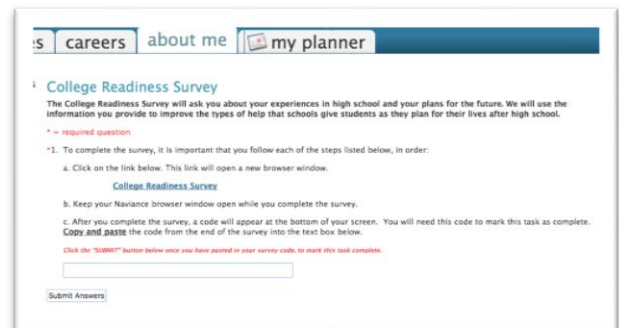
Students can also use the links provided in the homepage message to access the surveys. Clicking the word “here” will take them directly to each survey.



Special Instructions: College Readiness Survey Task

When students open the College Readiness Survey Task in Naviance, they will:

1. Click the link “College Readiness Survey” and the survey questions will open in a new window/tab in their browser.



2. To complete the activity, students need to copy/paste the code into the text box and click Submit Answers.
3. Important reminders for completing the College Readiness Survey Task:
 - Students should not close the Naviance window.
 - After students have answered all questions, they will receive a code.

Surveys must be submitted by May 31, 2018.