

HOW TO EDIT THE CHOICES APPLICATION

UNIFIED ENROLLMENT | 2022-23

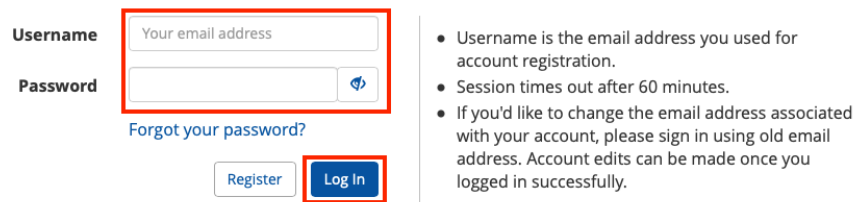
Purpose: Parents may update or change any part of a Choices application submitted until the application deadline, November 12, 2021 at 11:59 PM.

- Add or remove Choices programs
- Add or remove school selections
- Change order/ranking of school choices (not applicable for Affiliated Charter Schools)
- Update/change student or school information
- Update/change information sharing preferences


Part I: Log In

1. Go to <http://apply.lausd.net> and login with your L.A. Unified Parent Portal account.

Login



Username

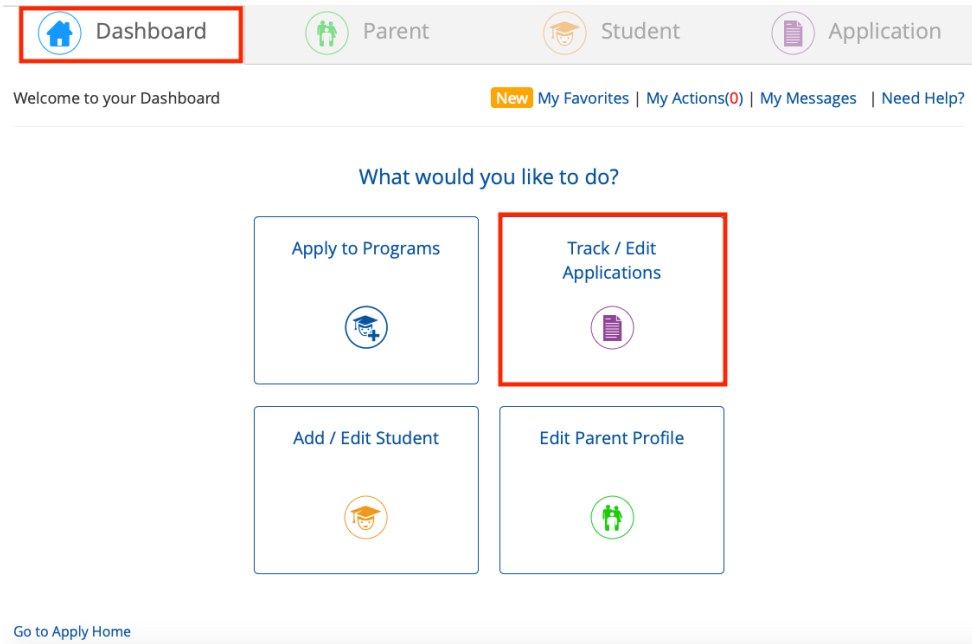
Password 

[Forgot your password?](#)

- Username is the email address you used for account registration.
- Session times out after 60 minutes.
- If you'd like to change the email address associated with your account, please sign in using old email address. Account edits can be made once you logged in successfully.

Part II: Edit/Track Application

1. On the Dashboard screen, click “Track/Edit Applications.”




[Dashboard](#) [Parent](#) [Student](#) [Application](#)


Welcome to your Dashboard New [My Favorites](#) | [My Actions\(0\)](#) | [My Messages](#) | [Need Help?](#)

What would you like to do?


Apply to Programs




Track / Edit Applications



Add / Edit Student



Edit Parent Profile



[Go to Apply Home](#)

2. Applications submitted for the 2022-23 school year will be listed in the *Application History* for each student. Click on the *Application ID* you want to edit.

School Year	Application History	Date Submitted	Status	Letters
20-21	eChoices - Application ID: 6500067	9/24/2019 9:07:39 AM	Application Received	

3. Update any section of the application by clicking on “Edit.”

Editing [redacted]'s Application (6500067) [Cancel](#) [Print Confirmation](#)

Parent Information [edit](#)

Student Information [edit](#)

— Program Information [edit](#)

- Magnet
- Permits with Transportation (PWT)
- Dual Language
- Schools for Advanced Studies
- Admission Criteria Schools
- Zones of Choice
- Affiliated Charter Schools

School Choices
Beckford Charter for Enriched Studies
Canyon Charter Elementary
Colfax Charter Elementary

— Information Sharing [edit](#)

4. Add, change, or remove* any schools selected or ranking/order (if applicable) for the Choices programs on the submitted application. After you make the changes, click **Save** at the bottom of the screen.

Editing ██████'s Application (6500067) ×

Click the plus (+) or minus (-) sign to expand or collapse the content

— Program Information

— Affiliated Charter Schools

Yes, I'd like to apply to the Affiliated Charter Schools Program

Important Note:
Please note that you can only apply to one of the programs at Alexander Science Center. Contact Alexander Science Center for questions.

Affiliated Charter Schools	Select <input type="checkbox"/>
Beckford Charter for Enriched Studies [1233501]	<input checked="" type="checkbox"/>
Calabash Charter Academy [1270401]	<input type="checkbox"/>
Calvert Charter for Enriched Studies [1271201]	<input type="checkbox"/>
Canyon Charter Elementary [1279501]	<input checked="" type="checkbox"/>
Carpenter Community Charter [1282201]	<input type="checkbox"/>
Castlebay Lane Charter [1288101]	<input type="checkbox"/>
Colfax Charter Elementary [1316401]	<input checked="" type="checkbox"/>


*Note: Each application must have at least one Choices program/school selected. If you are removing the only school on the application, you will not be able to proceed until another program/school is added.

5. To add another Choices program(s), scroll down to the section “Other School Options for You” and select the program(s) you would like to add to your application and click **Next**.

Other School Options For You


You may choose multiple programs. Please select the program(s) you want to apply to for ██████ :

Magnet Programs




Application Period
Feb 1 - Nov 15

Dual Language Education Programs



Application Period
May 1 - Nov 15

Schools for Advanced Studies (SAS)



Application Period
May 1 - Nov 15

1 Program(s) Selected Next

6. Review each of the application screens until you get to the Terms and Conditions. Read the terms for each program and click on “I agree...” and click “Submit.”

Terms and Conditions

Please read the following terms and conditions carefully prior to submitting a Choices application:



Terms and Conditions for All Applicants:

- The deadline to submit a Choices application for the 2022-2023 school year is Friday, November 12, 2021 at 11:59 p.m.
- Only one Choices application (paper or electronic) may be submitted per child and must be for the grade the applicant will be in for the 2022-2023 school year. In the event that multiple applications are submitted for the same student, only the first application will be processed.
- Parents/guardians who submit a Choices application online will receive all correspondence electronically, including the status of the application. Parents should check the Apply Portal for updates.
- For the student to be eligible for selection or assignment, all information must be complete and accurate. Falsification of information will result in an application not being processed and/or an applicant's removal from the program. It is the responsibility of the parent/guardian to complete the application correctly, or it will be rejected.
- The electronic signature on the application signifies that the parent/guardian has read and understood the Choices Application Guidelines and Instructions.
- If the applicant is not selected into a Choices Program(s), the applicant will be placed on a waiting list for his/her first choice(s), if available.

I agree that I have read the Choices brochure and agree to the terms and conditions of the Choices application.

[Previous](#)

Applying to 6 Program(s)

[Submit](#)

7. You have updated your child's application. To confirm the changes made, select Print Confirmation to verify the application is complete. You may return to the Apply site and view it at any time.

[Dashboard](#) [Parent](#) [Student](#) [Application](#)

[Return to profile](#)

Confirmation

Thank you for completing the Choices application!

Your Confirmation number is: **6194117**

[Print Confirmation](#)

[Click here to view/edit your application.](#)

What would you like to do next?

- [Apply for another student](#)
- [My Dashboard](#)