



ACADEMIC ENGLISH  
MASTERY PROGRAM



First Grade  
Narrative Lessons Supplemental  
Materials and Handouts

## Personal Narrative

- Tells about something in the writer's life
- Has words such as I, me, us, and we
- Tells the events in order

**Just Like Me**  
**By Barbara j. Neasi**

My name is Jennifer.

I have a twin sister.

Her name is Julie.

She has long brown hair.

Just like me!

She has big brown eyes.

Just like me!

Julie is in first grade.

Just like me!

She goes to dance class.

Just like me!

She likes to roller skate.

Just like me!

She likes bubble gum.

Just like me!

She sleeps in a big bed.

Just like me!

Julies has a kitten.

Not like me!

She likes to clean house.

Not like me!

Julie likes to float on the water.

Not like me!

She likes to wear dresses.

Not like me!

She likes pancakes.

Not like me!

Julie likes to wear black shoes.

Not like me!

Julie wakes up early.

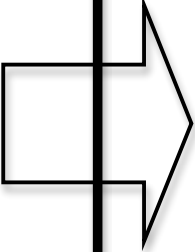
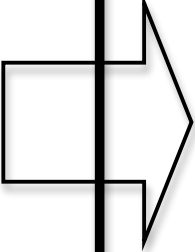
Not like me!

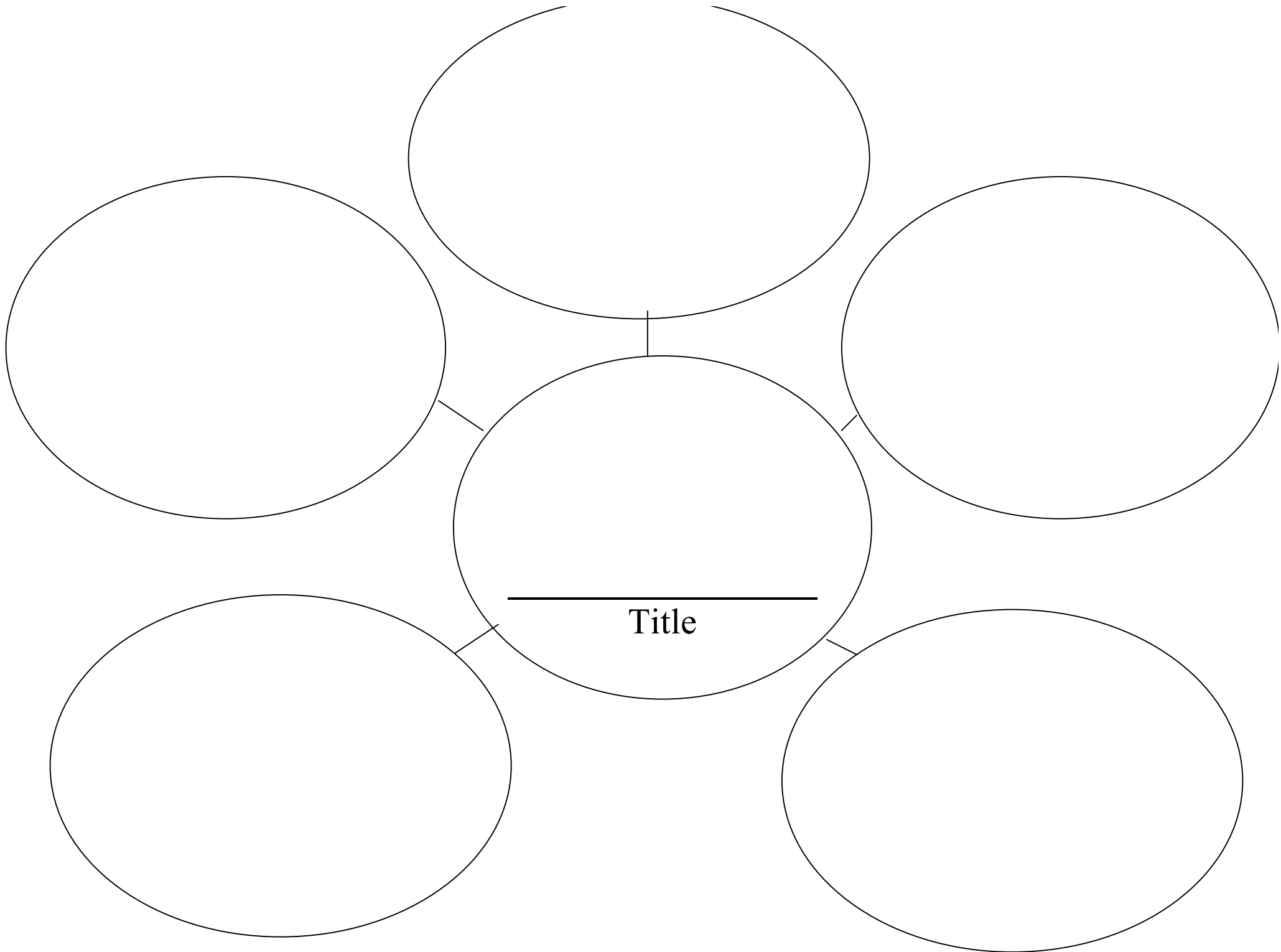
Sometimes we are the same.

Sometimes we are different.

But we are always twin sisters!

Name: \_\_\_\_\_

| First,  | Next,   | Finally, |
|---|---|----------|
|  |  |          |
| <hr/> <hr/> <hr/> <hr/>   |   |          |



First, I \_\_\_\_\_  
and \_\_\_\_\_.

Then, I \_\_\_\_\_  
\_\_\_\_\_.

\_\_\_\_\_

Title

Finally, I \_\_\_\_\_  
\_\_\_\_\_.

I had a lot of fun when I  
\_\_\_\_\_.  
My \_\_\_\_\_ was with me.

Topic Sentence


I had a lot of fun \_\_\_\_\_  
\_\_\_\_\_.

Conclusion

Name: \_\_\_\_\_

Date: \_\_\_\_\_

Title: \_\_\_\_\_

A large, empty rectangular box with a black border, occupying the lower two-thirds of the page. It is intended for drawing or writing.

# Topic Sentence




---


---




First,



Then,



Finally,



# Conclusion



Name: \_\_\_\_\_ Date: \_\_\_\_\_

---

Title

---

---

---

---

---

---

---

---

Name: \_\_\_\_\_ Date: \_\_\_\_\_

Topic Sentence

---

---

---

---

---

---

---

---

---

---

Name: \_\_\_\_\_ Date: \_\_\_\_\_

First,

---

---

---

---

---

---

---

---

---

---

Name: \_\_\_\_\_ Date: \_\_\_\_\_

Next,

---

---

---

---

---

---

---

---

---

---



Name: \_\_\_\_\_ Date: \_\_\_\_\_

Finally,

---

---

---

---

---

---

---

---

---

---

Name: \_\_\_\_\_ Date: \_\_\_\_\_

Conclusion

---

---

---

---

---

---

---

---

---

---

|                     | <b>Grade 1</b>  | <b>Not Yet</b>           | <b>Starting To</b>       | <b>Yes</b>               |
|---------------------|---|--------------------------|--------------------------|--------------------------|
|                     | <b>Structure</b>  |                          |                          |                          |
| <b>Overall</b>      | I wrote about when I did something.   | <input type="checkbox"/> | <input type="checkbox"/> | <input type="checkbox"/> |
| <b>Lead</b>         | I tried to make a beginning for my story.   | <input type="checkbox"/> | <input type="checkbox"/> | <input type="checkbox"/> |
| <b>Transitions</b>  | I put my pages in order. I used words such as <i>and</i> and <i>then, so</i> .  | <input type="checkbox"/> | <input type="checkbox"/> | <input type="checkbox"/> |
| <b>Ending</b>       | I found a way to end my story.  | <input type="checkbox"/> | <input type="checkbox"/> | <input type="checkbox"/> |
| <b>Organization</b> | I wrote my story across three or more pages.  | <input type="checkbox"/> | <input type="checkbox"/> | <input type="checkbox"/> |
|                     | <b>Development</b>  |                          |                          |                          |
| <b>Elaboration</b>  | I put the picture from my mind onto the page. I had details in pictures and words.  | <input type="checkbox"/> | <input type="checkbox"/> | <input type="checkbox"/> |
| <b>Craft</b>        | I used labels and words to give details.  | <input type="checkbox"/> | <input type="checkbox"/> | <input type="checkbox"/> |
|                     | <b>Language Conventions</b>   |                          |                          |                          |
| <b>Spelling</b>     | I used all I knew about words and chunks of words (at, op, it, etc) to help me spell.<br>I spelled all the word wall words right and used the word wall to help me spell other words. | <input type="checkbox"/> | <input type="checkbox"/> | <input type="checkbox"/> |
| <b>Punctuation</b>  | I ended sentences with punctuation.<br>I used a capital letter for names.<br>I used a comma in dates and lists.   | <input type="checkbox"/> | <input type="checkbox"/> | <input type="checkbox"/> |

Title:

I had a lot of fun \_\_\_\_\_

First, I \_\_\_\_\_ and

when I \_\_\_\_\_

My \_\_\_\_\_


was with me.

Then, I \_\_\_\_\_

I had a lot of fun \_\_\_\_\_

Finally, I \_\_\_\_\_

Name: \_\_\_\_\_ Date: \_\_\_\_\_



---

---

---

---

---

---

---

---

---

---

# Oral Presentation Checklist

- Did I introduce myself?
- Did I talk about an activity that I did?
- Did I tell the events in order?
- Did I use a visual when talking about my personal narrative?
- Did I ask a question about my personal narrative?
- Did I answer a question about my presentation?