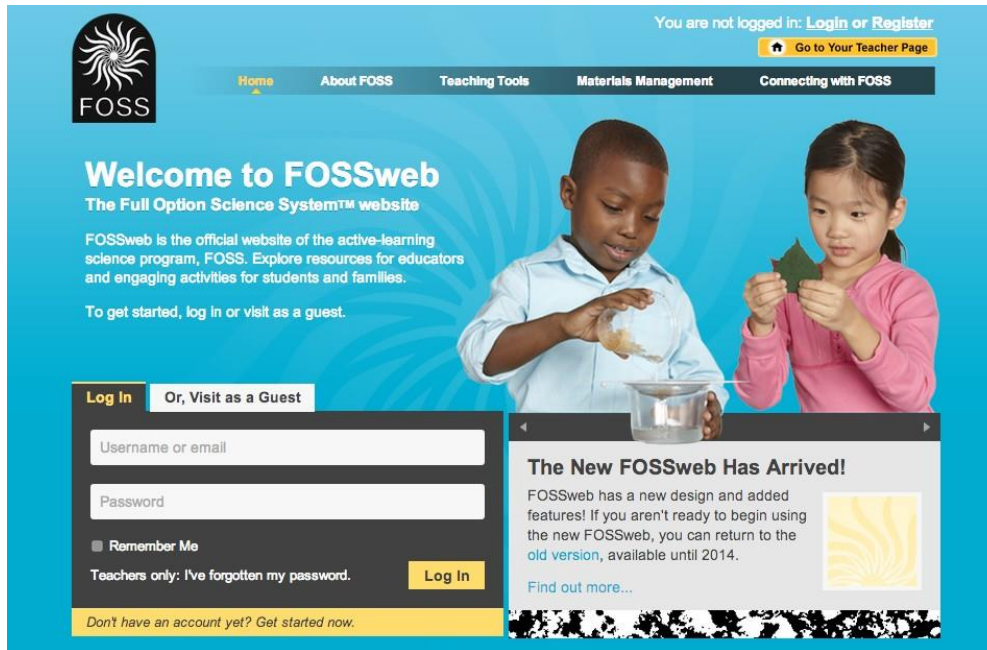


LAUSD Instructions for Accessing FOSS California and FOSS NGSS Resources on FOSSweb

Instructions for First Time Registration

- 1) Go to FOSSweb.com



- 2) Click on "Don't have an account? Get started now." in the Login area.

Note: All teachers, including teachers who had accounts on the old FOSSweb, will need to create new FOSSweb accounts.

- 3) Click "Register" to begin the registration process. You can also go directly to <http://fossweb.com/registration> to begin.

Follow the on-screen instructions to set up your username (email address) and account information such as school, district, and grade(s).

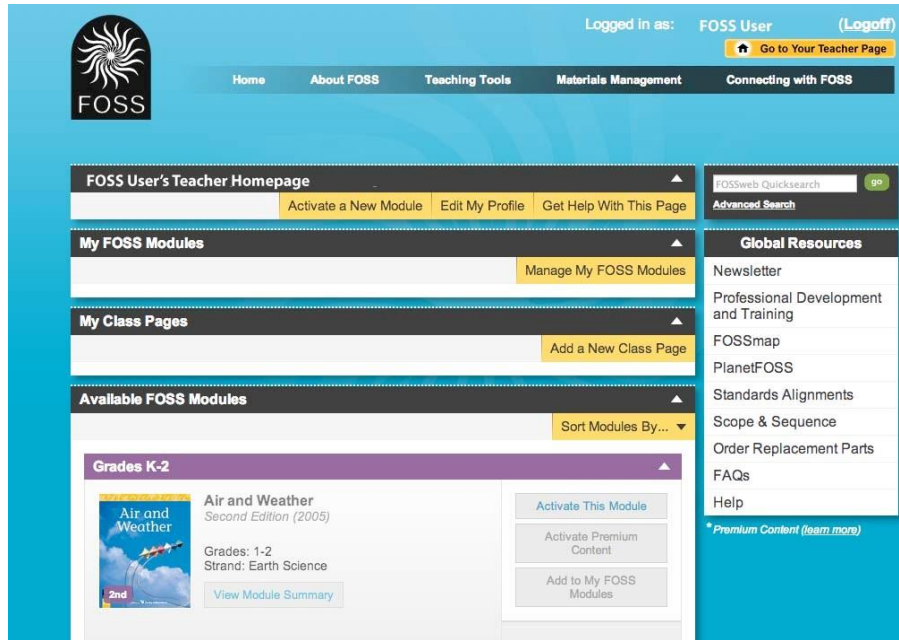
You can register on the site "as an organization" with your school. If your school is not in the database, you can register as an individual.

- 4) To finish your registration you will need a confirmation email from loginhelp@schoolspecialty.com. If you do not receive it shortly after your registration submission, you may need to check your spam folder or add loginhelp@schoolspecialty.com to your email's safe list.

- 5) — Once you receive the email with the confirmation link, return to the homepage and log in.

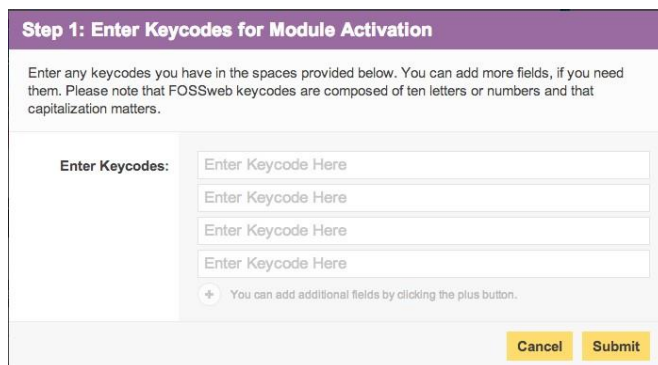
Adding Access Codes

1) Log in to FOSSweb.com. On your Teacher Page, click "Activate a New Module" under the words "Teacher Homepage"



The screenshot shows the FOSSweb.com Teacher Homepage. At the top, it says "Logged in as: FOSS User (Logoff)" and "Go to Your Teacher Page". The navigation menu includes Home, About FOSS, Teaching Tools, Materials Management, and Connecting with FOSS. The main content area is titled "FOSS User's Teacher Homepage" and contains several sections: "My FOSS Modules" with a "Manage My FOSS Modules" button, "My Class Pages" with an "Add a New Class Page" button, and "Available FOSS Modules" with a "Sort Modules By..." dropdown. Under "Available FOSS Modules", there is a section for "Grades K-2" featuring the "Air and Weather" module (Second Edition (2005)) for Grades 1-2, Strand: Earth Science. The module card includes a "View Module Summary" link and three buttons: "Activate This Module", "Activate Premium Content", and "Add to My FOSS Modules". On the right side, there is a "FOSSweb Quicksearch" bar and a "Global Resources" list including Newsletter, Professional Development and Training, FOSSmap, PlanetFOSS, Standards Alignments, Scope & Sequence, Order Replacement Parts, FAQs, and Help. A note at the bottom right says "*Premium Content (learn more)".

2) Next, you will be prompted to add your module access code.



The screenshot shows a form titled "Step 1: Enter Keycodes for Module Activation". The instructions state: "Enter any keycodes you have in the spaces provided below. You can add more fields, if you need them. Please note that FOSSweb keycodes are composed of ten letters or numbers and that capitalization matters." The form has a label "Enter Keycodes:" followed by four input fields, each with the placeholder text "Enter Keycode Here". Below the input fields is a plus sign icon and the text "You can add additional fields by clicking the plus button." At the bottom right of the form are two buttons: "Cancel" and "Submit".

LAUSD teachers can use the codes below. These codes can be shared and reused by all LAUSD teachers.

FOSS CA Edition Titles

AME1CA8460

FOSS NGSS Edition Titles (expires after 60 days)

FOSSNexGen60

Step 2: Add New Modules to Your My FOSS Modules Area

Great! You have successfully activated your new modules. You may now choose which ones you'd like to appear in your My FOSS Modules area for easy access.

Add to My FOSS Modules: Select All Select None

Animals Two by Two (3rd Ed.)

Cancel Submit

3) The FOSS Modules you selected will now appear as modules in your "My FOSS Modules." You can remove any module from this section and add it back later without entering an access code.

Additional Help

Have additional questions? Check out <http://www.fossweb.com/needhelp>

Account Issues/Log in and Password Questions

Email: email us at loginhelp@schoolspecialty.com

Phone: 800-513-2465 between the hours of 7:30am-5:00pm CST

FOSSweb General Questions or Website Support

Email: support@fossweb.com

Phone: 510-643-6997 between the hours of 9 am and 6 pm PST.