



**LAUSD Digital Library Integration  
Getting Started Guide  
In the Learning Management System (LMS), Schoology**

**TABLE OF CONTENTS**

**PURPOSE & INFORMATION ..... 2**  
    **WHAT IS THE LAUSD DIGITAL LIBRARY INTEGRATION? ..... 2**  
    **LICENSING ..... 2**  
    **BEFORE YOU START ..... 2**  
    **AFTER YOU INSTALL ..... 2**  
    **HOW DO I GET SUPPORT? ..... 2**  
**PROCEDURE..... 3**  
    **STEP 1: INSTALLING THE APP..... 3**  
    **STEP 2: ACCESSING THE APP..... 3**

## PURPOSE & INFORMATION

The purpose of this Getting Started Guide is to provide information about the Los Angeles Unified School District's **Digital Library** access through Schoology.

### WHAT IS THE LAUSD DIGITAL LIBRARY INTEGRATION?

This integration provides access to the Digital Library's numerous databases integration allows for teachers to access the platform in two ways: an application and from Add Materials.


### LICENSING

The LAUSD Digital Library through Schoology is available to all certificated school site staff and students.

### BEFORE YOU START

Sign into [lms.lausd.net](https://lms.lausd.net).

### AFTER YOU INSTALL

- The **LAUSD Digital Library** app will be available through the following menu paths:
  - **User App List**  > Select **LAUSD Digital Library**


### HOW DO I GET SUPPORT?

- The MiSiS helpdesk is available to assist with Schoology integration, i.e. app loading through the Schoology platform.
  - Submit a Support Request Online
  - Chat Live with an Agent
  - Call (213) 241-5200 and Select **Option 5** then **Option 1**.
- Please contact the iLTSS helpdesk at 213-241-2733 for questions regarding the LAUSD Digital Library databases.

## PROCEDURE

### STEP 1: INSTALLING THE APP


- From your home page, select the  icon and then click on **\*\*LMS App Center\*\***



- Search for LAUSD Digital Library and click *Submit*. Click on **LAUSD Digital Library**.

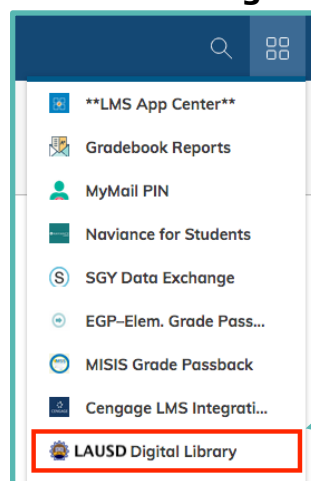


- Install the LTI app in your User section.

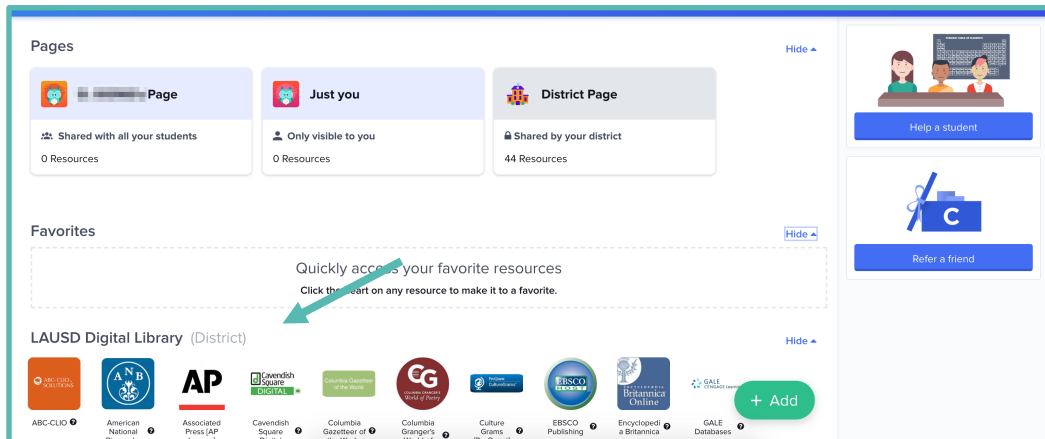


### STEP 2: ACCESSING THE APP

- From your user apps, click on **LAUSD Digital Library**.



- This will launch the **Clever** platform. Scroll down to see the LAUSD Digital Library.



- Click any of the databases to launch their resources.