



Division of Special Education

Fingertip Facts

2019-2020



Students with Disabilities' Race & Ethnicity		
Latino	50,872	75.2%
African-American	6,131	9.1%
Caucasian	5,676	8.4%
Mixed/Unknown	2,789	4.1%
Asian	1,241	1.8%
Filipino	789	1.2%
Native American	93	0.1%
Pacific Islander	76	0.1%
Grand Total	67,667	100%

Source: CALPADS — Count Day (Oct 2, 2019)

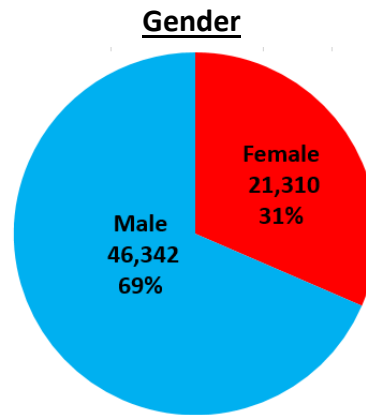
Enrollment		
Infant & Preschool	6,675	9.9%
TK-5	27,690	40.9%
6-8	14,587	21.6%
9-12	18,715	27.7%
Grand Total	67,667	100%

Source: CALPADS — Count Day (Oct 2, 2019)


Eligibility		
Specific Learning Disability (SLD)	25,589	37.8%
Autism (AUT)	14,307	21.1%
Speech or Language Impairment (SLI)	11,114	16.4%
Other Health Impairment (OHI)	8,279	12.2%
Intellectual Disability (ID)	3,798	5.6%
Orthopedic Impairment (OI)	1,656	2.4%
Emotional Disturbance (ED)	1,266	1.9%
Hearing Impairment (HH/HI)	1,017	1.5%
Visual Impairment (VI)	297	0.4%
Deafness (DEAF)	262	0.4%
Traumatic Brain Injury (TBI)	74	0.1%
Other	15	0.0%
Deaf-Blindness (DB)	3	0.0%
Grand Total	67,667	100%

Source: CALPADS — Count Day (Oct 2, 2019)

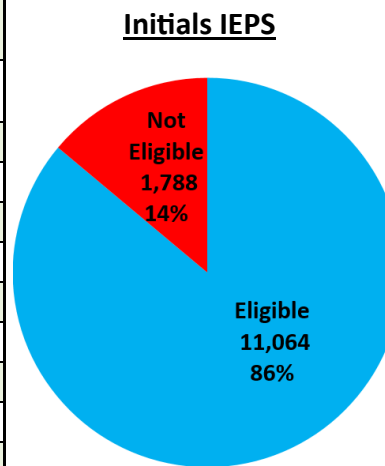
*Data Excludes Independent Charters and Private Schools



Source: CALPADS — Count Day (Oct 2019)



Source: CALPADS — Count Day (Oct 2019)



Source: Welligent July 2018 - June 2019

Program Type	
General Education (GE)	33,189
Specific Learning Disability (SLD)	14,163
Autism (AUT)	5,430
Preschool for All Learners (PAL)	2,777
Intellectual Disability-Moderate (IDM)	2,680
Nonpublic School (NPS) & NPS/RTC	2,057
Preschool Collaborative Classroom (PCC)	900
Multiple Disabilities (MD)	890
Headstart Integrated (INTG/HS)	799
Intellectual Disability - Severe (IDS)	546
Multiple Disabilities - Severe (MDS)	422
Deaf/Hard of Hearing (DHH)	414
Other	2,400
Grand Total	67,667

Source: Welligent & Calpads

School Type Enrollment	
Public Day School	59,693
Other Public School	2,291
NPS & NPS/RTC	2,046
SPED Center	1,915
Child Care	705
Continuation School	443
Hospital Facility	237
Community School	165
Home Instruction	89
State Preschool	83
Grand Total	67,667

Source: CALPADS — Count Day (Oct 2, 2019)