

## Language

## Language & Speech Home Activities

### Grocery Shopping

**Grade Level:**

Early/Upper Elementary

**Curriculum:**

General Education  
Alternate Curriculum

**Targeted Skills:**

Language-Expressive, Receptive

**Materials:**


1. Grocery Store Items
2. Attached Document

**Directions:**

1. Follow your child's lead and allow your child to choose between two acceptable options. When you give your child the opportunity to choose, this may give them a reason to communicate more information because they are expressing their interest.
2. Communicate with your child about the items and categories of what needs to be bought. Use the attached document for support to comment and label on the items as you shop. For example, "We need to buy apples and bananas. Those are fruit. What other kind of fruit can we name?"
3. Bring with you a picture of some of the common foods that you buy so that you can have your child point and communicate as you shop. Use the attached game of Grocery Store Bingo and have your child identify the items as they see them in the store.
4. Ask questions that help facilitate choices. For example, "Do you want green or red apples?" You can also ask closed-ended questions such as "What would you like to eat for breakfast this week?" If your child needs more assistance, ask yes/no questions such as "Do you want chicken for dinner?"
5. When you get home, continue to have conversations about the groceries that you bought. Ask your child about where the items belong, when do we eat these items (breakfast, lunch, dinner) and describe the items.

**Modifications/Adaptations:**

- If your child cannot go grocery shopping with you, create a language opportunity while you are putting away the groceries.























# Language

## Language & Speech Home Activities

### Grocery Shopping

Pictures:

#### Look & See Shop With Me Bingo

 Lettuce	 Cereal	 Apple	 Juice
 Eggs	 Milk	 Butter	 Yogurt
 Bread	 Corn	 Cookies	 Ice Cream
 Banana	 Hot Dog	 Chicken	 Cheese
 Bacon	 Chocolate	 Tomato	 Bagel

Happy-Go-Lucky

<p><b>Labels</b></p> <p>Fruits, vegetables, chicken, fish, cereal, crackers, bread, chips, milk, candy, pizza, money, bag, cashier, aisle</p>	<p><b>Action Words</b></p> <p>Eat, want, buy, wash, pick up, choose, pay, open, close, walk, grab</p>
<p><b>Describing Words</b></p> <p>Good, bad, warm, cold, sweet, healthy, big, small</p>	<p><b>Sequence Words</b></p> <p>First, next, after, then, last</p>
<p><b>Spatial Words</b></p> <p>On, in, up, next to</p>	<p><b>Questions to ask</b></p> <p>Do you want “this” (object name) or “that”?          What kind of cereal do you want?          What color fruit do we have in our cart?          Do you want chicken for dinner tonight?          How many bananas did we buy?</p>