

Fluency

Language & Speech Home Activities

Fluency "Slide Out" Method

Grade Level:

Preschool
Early and Upper Elementary

Curriculum:

General Education Curriculum
Alternate Curriculum

Targeted Skills:

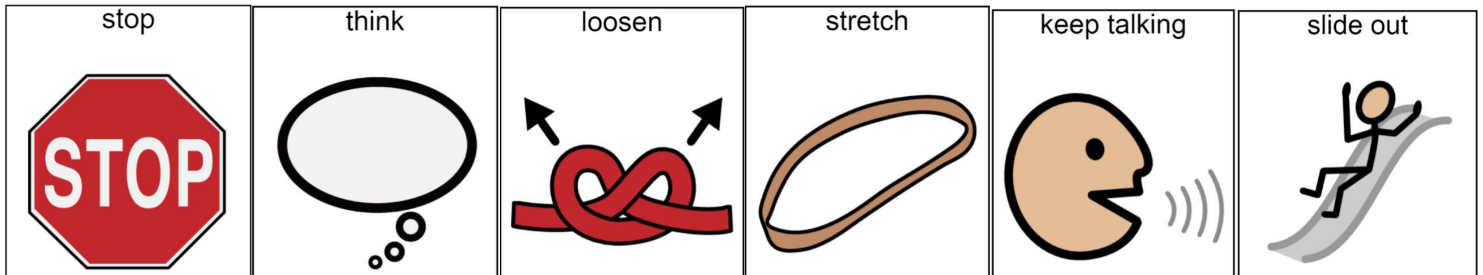
Fluency

Materials:

1. Slide Out Strategy
2. Slide Out Worksheet (Words)
3. Slide Out Games/Activities
4. Household Games (Go Fish, Bingo, Candyland, Uno)

Directions:**"Slide Out" Strategy**

1. STOP yourself in the middle of a stutter.
2. THINK about where the tension is. Where is it tight? In your throat, your tongue, your lips?
3. LOOSEN or relax the tightness (reduce the tension) where you feel it.
4. STRETCH out the stuck sound.
5. KEEP TALKING and finish the word.


**"Slide Out" Games/Activities**

Take whatever games you have available and practice using the "Slide Out" strategy during play.

- Ex. Go Fish à Play Go Fish with your child. Model phrases such as "Do you have a" "I have a..." If your child stutters, have him/her practice the "Slide Out" method.
- Board Games (Candyland, Chutes and Ladders, Uno): While taking turns, model language such as "I'm going to move four spaces" or "I'm putting down a red 6". If child stutters, have him/her practice the "Slide Out" method.

Modifications/Adaptations:

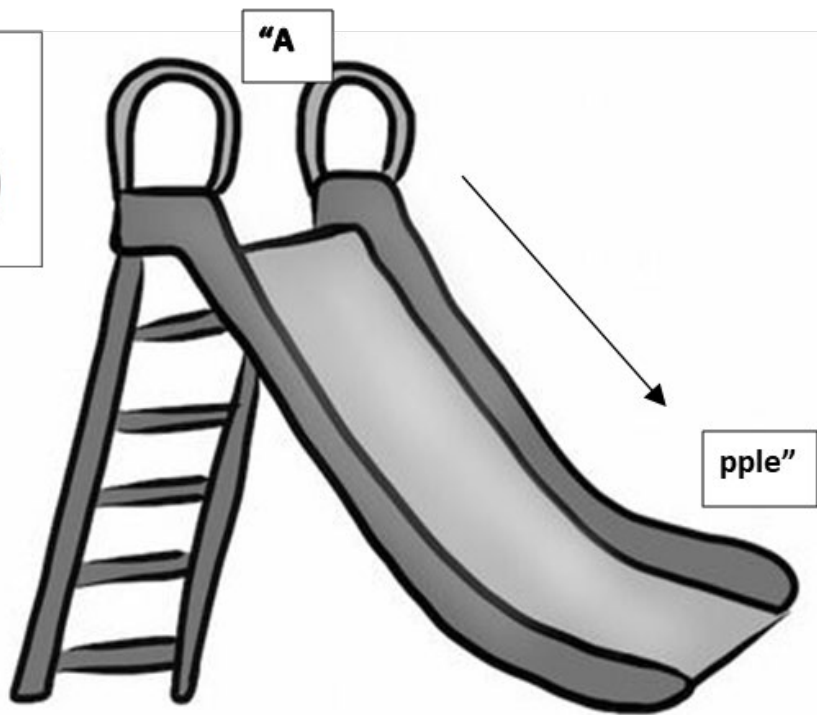

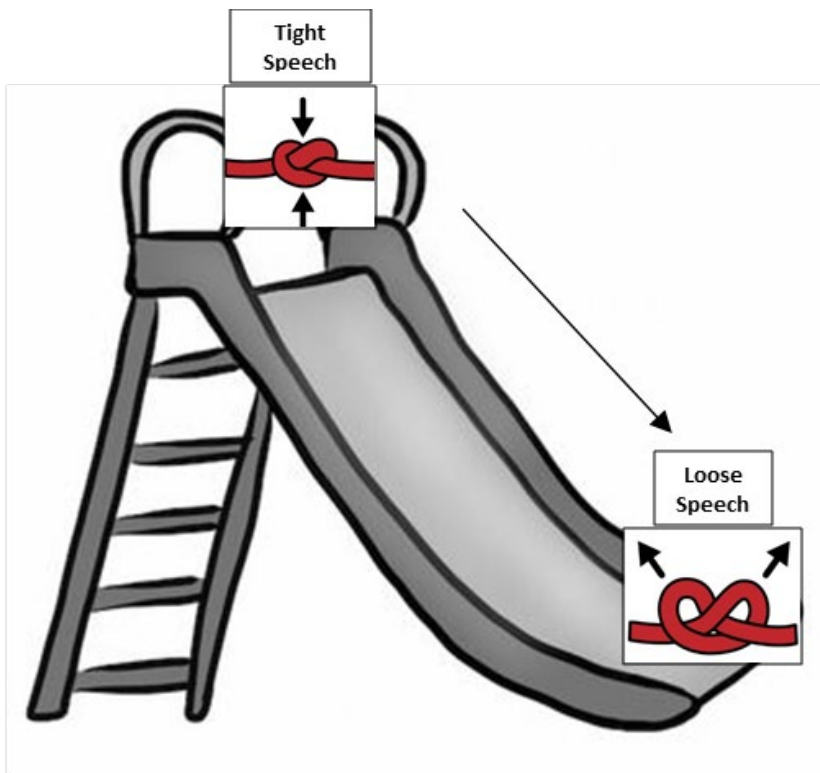
- For students whose stutter is severe (stutter occurs frequently on words, short phrases, and sentences): Practice "Slide Out" method with single words. Move on to short phrases, then sentences.
- For students whose stutter is mild (stutter occurs less frequently and typically during conversations): Practice "Slide Out" method when playing games, telling stories, or having conversations.



Fluency

Language & Speech Home Activities

Fluency "Slide Out" Method





Slide Out Worksheet:

Practice your "Slide Out" with the following words:

donut



puzzle



pencil



window



pizza





“Slide Out” Games & Activities

Board Games

(Bingo, Candyland, Uno)

- 1.) Play the game with your child.
- 2.) While taking turns, model language such as “I’m going to move four spaces” or “I’m putting down a red 6”.
- 3.) If your child stutters, have him/her practice the Slide Out method.



Go Fish

- 1.) Play Go Fish with your child.
- 2.) Model phrases such as “Do you have a ...” “I have a...”
- 3.) If your child stutters, have him/her practice the Slide Out method.

