
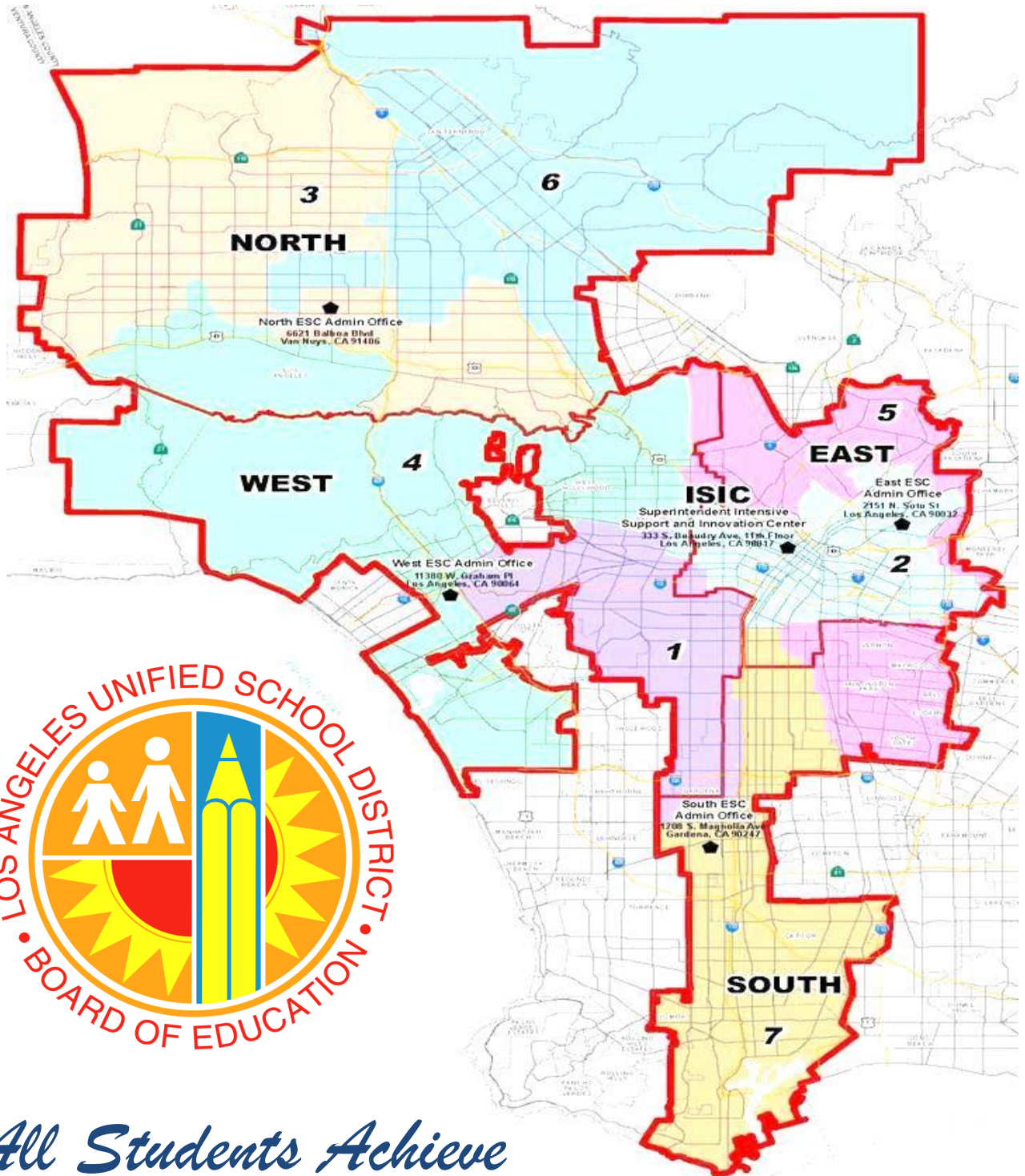


2012
2013

iSTAR

INCIDENT SYSTEM TRACKING ACCOUNTABILITY REPORT

Annual Report



All Students Achieve

| | |
|-----------------------------------|----|
| Introduction | 1 |
| About L.A.U.S.D | 2 |
| Summary Report | 3 |
| Data Comparison | 6 |
| Report on Arrest | 7 |
| Report on Accidents | 8 |
| Report on Suicidal Behavior | 9 |
| Closing | 10 |

In an effort to provide a safe and caring learning and working environment for the Los Angeles Unified School District students, employees, and community partners, the Office of School Operations implemented the Incident System Tracking Accountability Report (iSTAR). iSTAR is the District-wide electronic tool used to report and document incidents which occur on or near District schools and sites and involve or affect students, employees, or the school community.

Since 2010, incident reports submitted through this online system have provided staff with significant information to safely and quickly address incidents in a timely and appropriate manner. It has also provided a common framework in which staff from various divisions can work together effectively to provide assistance and a standardized response. The reports generated from the online system have allowed staff to review data to find similarities in incidents or problems so that divisions can develop solutions and strategies to address the issue(s) or improve the response process(es).

This annual report provides an aggregated analysis of the incident reports submitted by authorized users from District schools and offices from July 1, 2012 through June 30, 2013. There have been several factors contributing to the increase of incidents reported each year including increased familiarity with the iSTAR system. The number of submitted reports during the 2012/13 school year is more than double that of reports submitted during the 2010/11 school year and almost 25% higher than last year.

We thank the principals, administrators and staff members for successful collaboration and for their continued support in helping us keep LAUSD safe!

For the completion of this report, School Operations would like to acknowledge the following District staff members.

Michelle King
Senior Deputy Superintendent, School Operations

| | | | |
|-----------------------------|---|-------------------------|---|
| Dr. Earl R. Perkins..... | <i>Assistant Superintendent</i> | iSTAR IT Team | |
| Dr. Christopher Ortiz | <i>Director</i> | Ron Chandler | <i>Chief Information Officer</i> |
| Zsuzsanna Vincze | <i>Director</i> | Joe Abrego | <i>Chief Information Systems Director</i> |
| Dr. Jill Barnes..... | <i>Coordinator</i> | | |
| Deborah Brandy | <i>Coordinator</i> | Philip Chang-Chien..... | <i>Web Architect</i> |
| Dr. Judy Chiasson | <i>Coordinator</i> | Pablo Miramontes..... | <i>Sr. Program Analyst</i> |
| Holly Priebe-Diaz | <i>Coordinator</i> | | |
| Jasmin Malinao | <i>Project Management Administrator</i> | | |
| Chi-Ling Wang | <i>Administrative Analyst</i> | | |
| Olga Padilla | <i>Administrative Secretary</i> | | |

Second largest in the nation, the Los Angeles Unified School District in 2012-2013 SY enrolled 655,716 students in kindergarten through 12th grade and 255,697 adult education students, at over 1,278 schools and centers.

SCHOOLS AND CENTERS

| | |
|--|--------------|
| Primary School Centers | 18 |
| Elementary Schools | 457 |
| Middle Schools | 86 |
| Senior High Schools | 106 |
| Option Schools | 56 |
| Magnet Schools | 21 |
| Multi-level Schools | 27 |
| Special Education Schools | 15 |
| Total | 786 |
| K-12 Magnet Centers (on regular campuses) | |
| Elementary | 45 |
| Middle | 50 |
| Senior | 50 |
| Total | 145 |
| Charter Schools (as of 9/10/12) | 229 |
| Other Schools and Centers | |
| Community Adult Schools | 24 |
| Regional Occupational Centers/Program | 6 |
| Skills Centers | 4 |
| Early Education Centers | 84 |
| Total | 118 |
| Total | 1,278 |

LAUSD reorganized in 2012-2013 SY into five Educational Service Centers (ESC), serving elementary, middle and senior high schools.

ESC North

6621 Balboa Blvd., Van Nuys, CA 91406
(818) 654-3600

ESC South

1208 Magnolia Ave., Gardena, CA 90247
(310) 354-3400

ESC East

2151 North Soto St., Los Angeles, CA 90032
(323) 224-3177

ESC West

11380 West Graham Place, Los Angeles, CA 90064
(310) 914-2102

Intensive Support & Innovation Center (ISIC)

333 South Beaudry Avenue, 11th Floor, Los Angeles, CA 90017
(213) 241-0167

STUDENT ENROLLMENT

| | |
|---|-----------------|
| Elementary Schools (K-5) | 271,577 |
| Middle Schools (6-8) | 116,633 |
| Senior High Schools (9-12) | 144,412 |
| Charter Schools (Independent) | 88,566 |
| Special Day Programs in Special Ed. Schools** | 3,291 |
| Special Day Programs in Regular Schools | 25,145 |
| Continuation and Opportunity Schools | 5,444* |
| Adult Education Schools | 255,697* |
| Total K-12 Enrollment | 655,716 |
| Total LAUSD Enrollment (including Adult Education) | 911,413* |

SCHOOL DISTRICT EMPLOYEES

| | 2012-2013 | 2011-2012 |
|--|---------------|---------------|
| K-12 Teachers | 25,989 | 27,925 |
| Adult Teachers | 1,455 | 1,674 |
| Early Education Teachers | 555 | 640 |
| Total (1) | 27,999 | 30,239 |
| K-12 Administrators | 1,962 | 1,926 |
| Adult Ed. Administrators | 89 | 123 |
| Early Education Administrators | 43 | 49 |
| Total (2) | 2,094 | 2,098 |
| Other Certificated Support Personnel(3) | 3,759 | 4,052 |
| Regular Classified Personnel | 25,959 | 28,911 |
| Total Employees | 59,811 | 65,300 |

Notes: (1) includes classroom teachers and non-classroom teaching positions, such as instructional coaches.

(2) Includes school-based administrators and non school-based ESC and central office administrators.

(3) Includes non-teaching and non-administrative certificated personnel, including nurses, counselors and school psychologists.

*Figures reflect October 2011 data.

**Count does not reflect total enrollment of Special Education students, including those attending regular Pre-K to 12th-grade LAUSD schools.

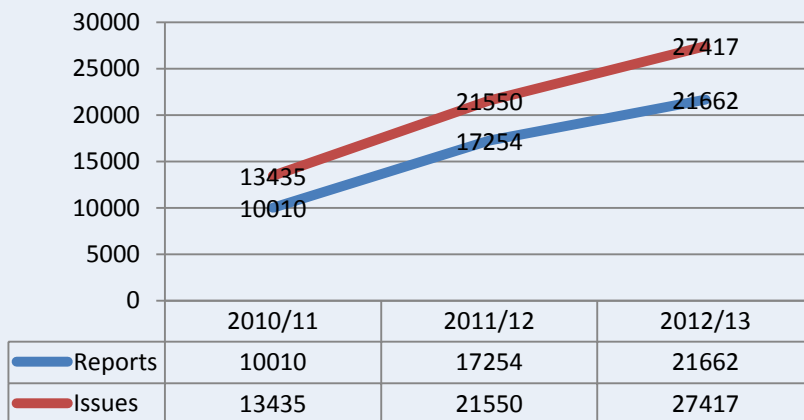
SUMMARY REPORT



A total **21,662** iSTAR reports were submitted for **2012-2013 SY**.

| ESC/OFFICE | NUMBER OF iSTAR REPORTS |
|------------------------|-------------------------|
| EAST | 3,682 |
| NORTH | 5,471 |
| SOUTH | 4,044 |
| WEST | 3,267 |
| ISIC (SUPERINTENDENT) | 3,641 |
| INDEPENDENT CHARTER | 63 |
| OPTION (CENTRAL) | 393 |
| ADULT ED | 186 |
| EARLY EDUCATION CENTER | 465 |
| NON-SCHOOL LOCATION | 450 |
| Grand Total | 21,662 |

Increase in iSTAR Reporting



A total of **21,622** reports were submitted covering **27,417** issues.

There was a 26% increase in the number of iSTAR incident reports over the 2011/2012 school year with a 25% increase in the number of individual issues reported.

The number of incident reports and reported issues have each more than doubled since the implementation of iSTAR.

SUMMARY REPORT



ISSUE TYPES SUMMARY REPORT BETWEEN JULY 1, 2012 - JUNE 30, 2013

| ISSUE TYPE | TOTAL PER ISSUE TYPE |
|---|----------------------|
| Injury | 4,513 |
| Accident | 4,034 |
| Suicidal Behavior | 3,029 |
| Medical | 2,265 |
| Fighting/Physical Aggression | 2,095 |
| Inappropriate Conduct (Employee as Suspect Only) | 1,609 |
| Bullying | 1,053 |
| Threat | 924 |
| Sex Crime/Sexual Behavior-Inappropriate | 826 |
| Illegal/Controlled Substance | 728 |
| Weapons | 705 |
| Arrest | 576 |
| Disrupted School-Wide Activities | 532 |
| Unsecured Access to School Site | 374 |
| Altercation (Verbal) | 348 |
| Lockdown | 325 |
| Theft | 299 |
| Burglary | 297 |
| Discrimination/Harassment (Only grades 4-12 for student suspension) | 296 |
| Trauma / Violence Exposure | 295 |
| Missing/Runaway | 285 |
| Other | 283 |
| Alarm Activation Investigation | 233 |
| Child Annoyance (Student as Victim Only) | 173 |
| Robbery | 151 |
| Damaged/attempted to damage school or private property | 150 |
| Utility Failure | 139 |
| Vandalism/Property Damage | 126 |
| Death | 102 |
| Trespass | 99 |
| Environmental Hazard/Odor | 94 |
| Fire | 88 |
| Abduction | 55 |
| Fire Alarm System | 44 |
| Shooting | 40 |
| Custody Issue (Parent Issue Type Only) | 35 |
| Walkout/Demonstration | 31 |
| Lost School Keys | 28 |
| Gas Leak/Odor | 23 |
| Intergroup Conflict | 21 |
| Sewer Problem | 21 |
| Fraud Allegation | 13 |
| Hate Violence (for suspension, student must be in gr 4-12) | 12 |
| Rodent/Insect Problems | 11 |
| Air Conditioning Problem | 9 |
| Technology Failure | 8 |
| Hazing | 7 |
| Fire Sprinkler Broken | 6 |
| Bells out of order | 5 |
| Heating System Problem | 2 |
| Grand Total | 27,417 |

SUMMARY REPORT

A total of **27,417** issues reported in 21,622 incident reports for 2012-2013 SY.

The **top 20 issue types** accounted for **92%** of all incidents reported.

| TOP 20 ISSUE TYPES REPORTED | TOTAL PER ISSUE TYPE |
|---|----------------------|
| Injury | 4,513 |
| Accident | 4,034 |
| Suicidal Behavior | 3,029 |
| Medical | 2,265 |
| Fighting/Physical Aggression | 2,095 |
| Inappropriate Conduct (Employee as Suspect Only) | 1,609 |
| Bullying | 1,053 |
| Threat | 924 |
| Sex Crime/Sexual Behavior-Inappropriate | 826 |
| Illegal/Controlled Substance | 728 |
| Weapons | 705 |
| Arrest | 576 |
| Disrupted School-Wide Activities | 532 |
| Unsecured Access to School Site | 374 |
| Altercation (Verbal) | 348 |
| Lockdown | 325 |
| Theft | 299 |
| Burglary | 297 |
| Discrimination/Harassment | 296 |
| Trauma / Violence Exposure | 295 |
| Total number of issues reported during the 2012-2013 SY | 27,417 |

TOP 5 ISSUE TYPES REPORTED:

1. Injury
2. Accident
3. Suicidal Behavior
4. Medical
5. Fighting/Physical Aggression



DATA COMPARISON



“Although we saw an increase in the number of issues reported in 2012-2013 SY, there were thirteen (13) issue types that saw a decrease in iSTAR reports – a little over twice as many as last year.”

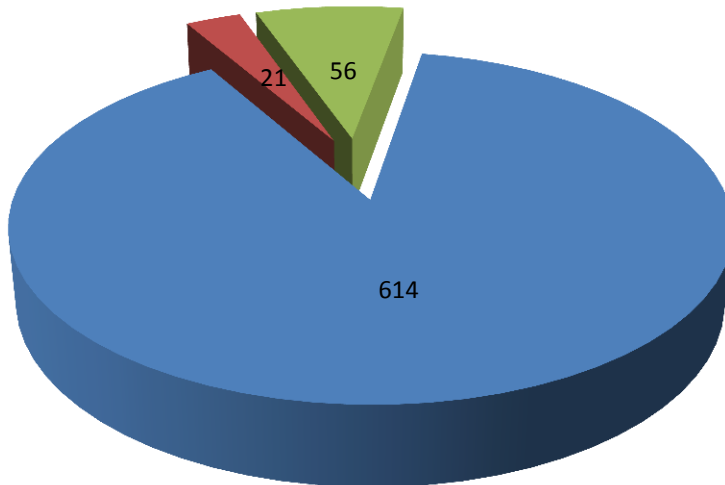
| ISSUE TYPE | 2012/13 | 2011/12 | DIFFERENCE | INCREASE OR DECREASE |
|---|---------------|---------------|--------------|----------------------|
| Abduction | 55 | 48 | 7 | INCREASE |
| Accident | 4,034 | 3,805 | 229 | INCREASE |
| Air Conditioning Problem | 9 | 100 | (91) | DECREASE |
| Alarm Activation Investigation | 233 | 9 | 224 | INCREASE |
| Altercation (Verbal) | 348 | 2 | 346 | INCREASE |
| Arrest | 576 | 433 | 143 | INCREASE |
| Bells out of order | 5 | 610 | (605) | DECREASE |
| Bullying | 1,053 | 752 | 301 | INCREASE |
| Burglary | 297 | 267 | 30 | INCREASE |
| Child Annoyance (Student as Victim Only) | 173 | 50 | 123 | INCREASE |
| Custody Issue (Parent Issue Type Only) | 35 | 16 | 19 | INCREASE |
| Damaged/attempted to damage school or private property | 150 | 3 | 147 | INCREASE |
| Death | 102 | 76 | 26 | INCREASE |
| Discrimination/Harassment (Only grades 4-12 for student suspension) | 296 | 704 | (408) | DECREASE |
| Disrupted School-Wide Activities | 532 | 565 | (33) | DECREASE |
| Environmental Hazard/Odor | 94 | 123 | (29) | DECREASE |
| Fighting/Physical Aggression | 2,095 | 1,418 | 677 | INCREASE |
| Fire | 88 | 84 | 4 | INCREASE |
| Fire Alarm System | 44 | 38 | 6 | INCREASE |
| Fire Sprinkler Broken | 6 | 5 | 1 | INCREASE |
| Fraud Allegation | 13 | 10 | 3 | INCREASE |
| Gas Leak/Odor | 23 | 27 | (4) | DECREASE |
| Hate Violence (for suspension, student must be in gr 4-12) | 12 | 0 | 12 | N/A |
| Hazing | 7 | 1 | 6 | INCREASE |
| Heating System Problem | 2 | 4 | (2) | DECREASE |
| Illegal/Controlled Substance | 728 | 368 | 360 | INCREASE |
| Inappropriate Conduct (Employee as Suspect Only) | 1,609 | 836 | 773 | INCREASE |
| Injury | 4,513 | 4,297 | 216 | INCREASE |
| Intergroup Conflict | 21 | 11 | 10 | INCREASE |
| Lockdown | 325 | 266 | 59 | INCREASE |
| Lost School Keys | 28 | 22 | 6 | INCREASE |
| Medical | 2,265 | 1,949 | 316 | INCREASE |
| Missing/Runaway | 285 | 204 | 81 | INCREASE |
| Other | 283 | 361 | (78) | DECREASE |
| Robbery | 151 | 188 | (37) | DECREASE |
| Rodent/Insect Problems | 11 | 5 | 6 | INCREASE |
| Sewer Problem | 21 | 13 | 8 | INCREASE |
| Sex Crime/Sexual Behavior-Inappropriate | 826 | 901 | (75) | DECREASE |
| Shooting | 40 | 54 | (14) | DECREASE |
| Suicidal Behavior | 3,029 | 921 | 2,108 | INCREASE |
| Technology Failure | 8 | 3 | 5 | INCREASE |
| Theft | 299 | 184 | 115 | INCREASE |
| Threat | 924 | 416 | 508 | INCREASE |
| Trauma / Violence Exposure | 295 | 222 | 73 | INCREASE |
| Trespass | 99 | 52 | 47 | INCREASE |
| Unsecured Access to School Site | 374 | 190 | 184 | INCREASE |
| Utility Failure | 139 | 139 | 0 | NO CHANGE |
| Vandalism/Property Damage | 126 | 137 | (11) | DECREASE |
| Walkout/Demonstration | 31 | 57 | (26) | DECREASE |
| Weapons | 705 | 604 | 101 | INCREASE |
| Grand Total: | 27,417 | 21,550 | 5,867 | INCREASE |

REPORT ON ARRESTS



In reviewing the **691** reports of arrests selected as issue type, we found the following:

- A total of 614 students were reported in iSTAR for arrest.
- There were 56 reports of parent/community member arrests reported and 21 employee arrests.



- Student
- Employee
- Parent/ Community Member

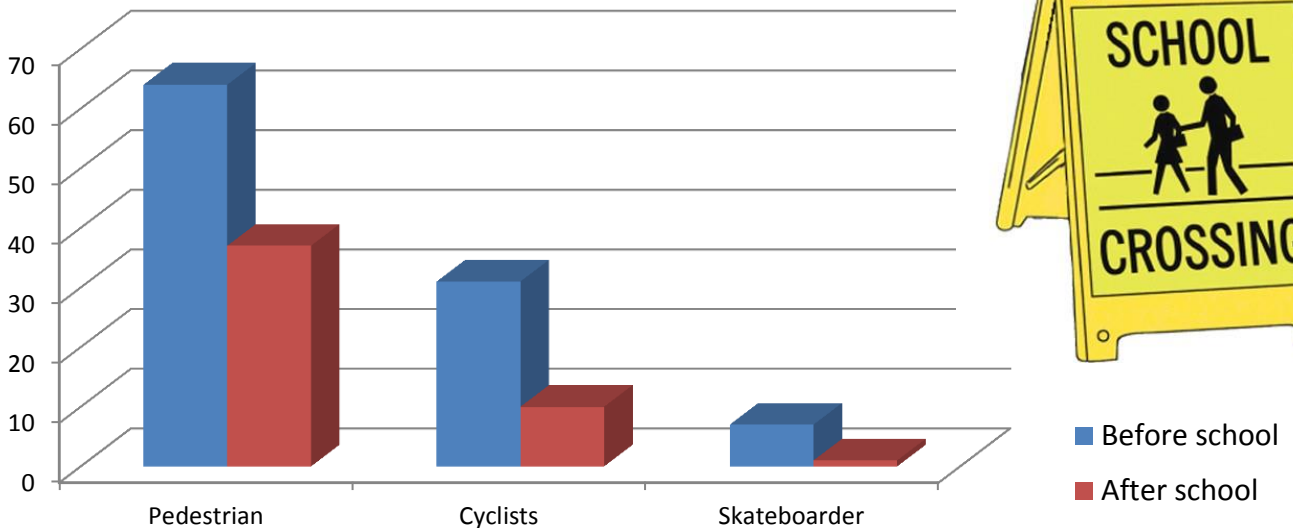
In iSTAR arrest reports where additional issue types were included, the **top 5** issues associated with these reports were:

1. Weapons (knife)
2. Fighting/Physical Aggression (Willful use of force/violence – not self defense)
3. Theft (Stole or attempted to steal school or private property)
4. Illegal/Controlled Substance (Marijuana)
5. Fighting/Physical Aggression (Assaulted/battered school employee)

| Reporting Area | Student | Employee | Parent/Community Member | Grand Total |
|----------------------|------------|-----------|-------------------------|-------------|
| ESC East | 45 | 3 | 12 | 60 |
| ESC North | 102 | 1 | 8 | 111 |
| ESC South | 98 | 5 | 9 | 112 |
| ESC West | 70 | 6 | 4 | 80 |
| ISIC | 262 | 2 | 18 | 282 |
| Charter Schools | 12 | 1 | 1 | 14 |
| Option Schools | 21 | 0 | 0 | 21 |
| Adult Schools | 3 | 0 | 1 | 4 |
| Non-School Locations | 1 | 3 | 3 | 7 |
| Grand Total | 614 | 21 | 56 | 691 |

The Office of School Operations monitored the incident reports involving motor vehicles hitting pedestrians or cyclists near schools due to an increase in this type of incident reported in iSTAR.

ACCIDENTS INVOLVING VEHICLES AND PEDESTRIANS, CYCLISTS, OR SKATEBOARDERS



68% of these accidents took place before school and **87%** of the victims in these accidents were students.

TOTAL – BY SCHOOL TYPE

| SCHOOL TYPE | TOTAL NO. OF REPORTS |
|--------------------|----------------------|
| Senior | 66 |
| Middle | 47 |
| Elementary | 29 |
| Span | 4 |
| Special Ed Center | 2 |
| Adult | 1 |
| Primary Center | 1 |
| Grand Total | 150 |

TOTAL - VICTIM BY PERSON TYPE

| VICTIMS | Total |
|---------------------------|-------|
| Students | 148 |
| Employees | 10 |
| Parents/Community Members | 12 |

Out of the 150 incidents involving pedestrian, cyclists or skateboarder, 148 victims were students.

| PEDESTRIAN/ CYCLIST/ SKATEBOARDER | Total # of Incidents | Total # of Victims |
|-----------------------------------|----------------------|--------------------|
| Pedestrian | 101 | 120 |
| Cyclists | 41 | 42 |
| Skateboarder | 8 | 8 |
| Grand Total | 150 | 170 |

REPORT ON SUICIDAL BEHAVIOR

In 2012-2013 SY, the iSTAR system was upgraded to include the online reporting of the Risk Assessment Referral Data (RARD). A total of **2,675 RARD reports** were submitted.

| LOCATION TYPE | NO. OF REPORTS PER LOCATION TYPE | PERCENTAGE |
|------------------------------|----------------------------------|------------|
| MIDDLE SCHOOL | 1,101 | 41.16% |
| SENIOR HIGH SCHOOL | 710 | 26.54% |
| ELEMENTARY | 676 | 25.27% |
| SPAN SCHOOLS | 91 | 3.40% |
| CENTRAL OFFICE | 39 | 1.46% |
| CONTINUATION | 24 | 0.90% |
| ADULT | 6 | 0.22% |
| COMMUNITY DAY SCHOOL | 6 | 0.22% |
| ESC OFFICE | 6 | 0.22% |
| OPPORTUNITY SCHOOLS/UNITS | 4 | 0.15% |
| REGIONAL OCCUPATIONAL CENTER | 4 | 0.15% |
| SPECIAL EDUCATION | 4 | 0.15% |
| PRIMARY CENTER | 2 | 0.07% |
| ADULT SCHOOL | 1 | 0.04% |
| EARLY EDUCATION CENTER | 1 | 0.04% |
| Grand Total | 2,675 | |

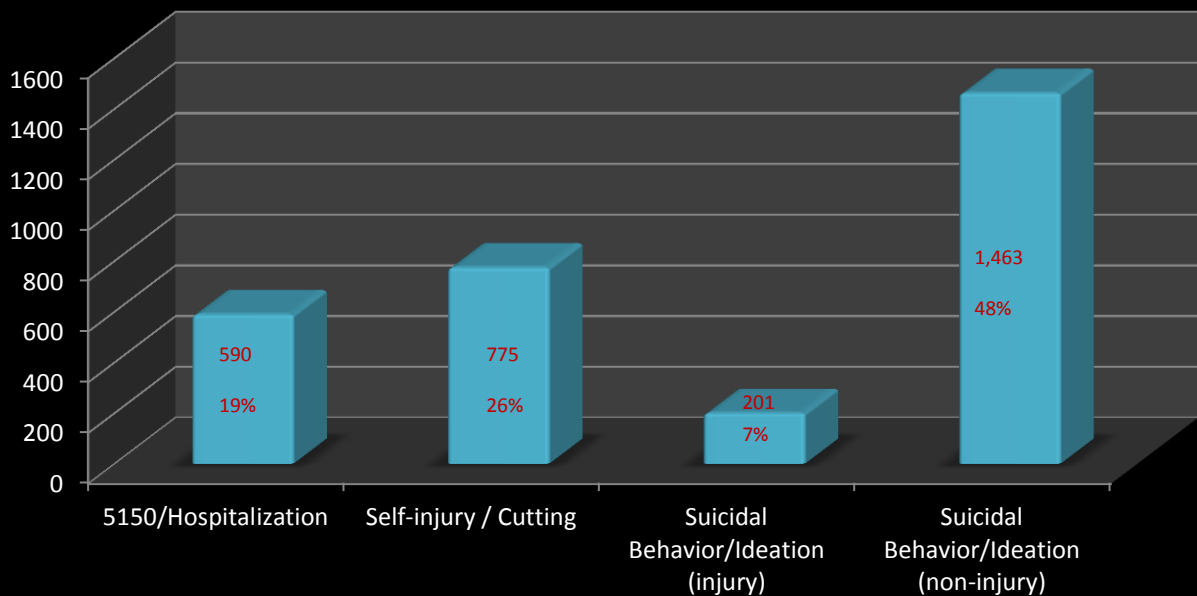
Middle Schools reported the majority (**41.16 %**) of the incidents. Total reports for 2012-2013 is **1, 101**.



Almost half (48%) of the incidents reported were related to suicidal ideation with no injury to the victim.

District sites submitted 2,675 suicidal behavior incident reports reporting **3,029** sub issue types.

SUICIDAL BEHAVIOR – SUB ISSUE TYPES REPORTED
2012/13 SCHOOL YEAR



The Incident System Tracking Accountability Report (iSTAR) is an electronic tool to document and report incidents which occur on or near District schools and sites. Accurate reporting enables Educational Service Centers Administrator of Operations or Operations Coordinators, and other responders to mobilize efficiently and effectively provide appropriate resources to address incidents and provide follow up support to schools, offices, and those affected.

In 2012-2013 SY, staff implemented the following system upgrades to enhance the reporting and notification features of iSTAR.

- Added the RARD Tab for issues related to Suicidal Behavior
- Added the 72 Hour Parent Notification feature
- Updated “Issue Types Tab” to incorporate issue types in the Discipline module and included additional issue types as required from updated policies and procedures.
- Updated the “Information Tab” to the new “Persons Involved Tab”
- Added field boxes to auto populate “Student ID No.” and “Employee No.”
- Lock incident description once the report is submitted.
- Added the following features in assigning designee to report incidents:
 - Level 1 – Access to location report, view and edit
 - Level 2 – Limited access to initiate and save report only
- Added sub issue types for Employee Inappropriate Conduct: Sexual and Non Sexual
- E-mail notification feature of an iSTAR report was updated to generate only one notification upon the initial submittal of the report.
- Automatic close of incident reports after 30 days with a courtesy reminder to Principals within 5 days of the closing date.

This report has provided valuable information to ensure proper resolution to reported incidents and minimal disruption to the site. The Office of School Operations has worked closely with the Office of General Counsel, Information Technology Division, the Los Angeles School Police Department, Facilities Division, Office of the Chief Operating Officer, Office of Environmental Health and Safety, Human Resources Division, Office of Employee Accountability Performance, Office of Employee Relations, Personnel Commission, Student Health and Human Services Division, School Nursing, Student Medical Services, the Office of Crisis Counseling and Intervention Services, and with Educational Service Center staff.

The mission of the Office of School Operations is to ensure that every LAUSD site receives support and guidance toward creating and maintaining a safe and caring environment that supports learning and achievement.



For more information please contact: School Operations
Office: (213) 241-5337 • Fax: (213) 241-8950

SOURCE: LAUSD iSTAR - INCIDENT SYSTEM TRACKING ACCOUNTABILITY REPORT

